

# Osaka-Kyoto-Nara

city guide



Lorem ipsum





# YEAR END SALE PROMO CODES

MINIMUM SPEND \$550

**\$70 OFF**

**<EXPLORE70>**

T&CS APPLY.

MINIMUM SPEND \$300

**\$30 OFF**

**<EXPLORE30>**

T&CS APPLY.

NEW KLOOK USERS

**12% OFF**

**<EXPLORENEW>**

T&CS APPLY.

Valid till 31/12/2019. Excluding the Klook Gift Card, JR Pass, Swiss Travel Pass, Universal Studios Japan Admission Tickets and Express Passes.

## STEP01

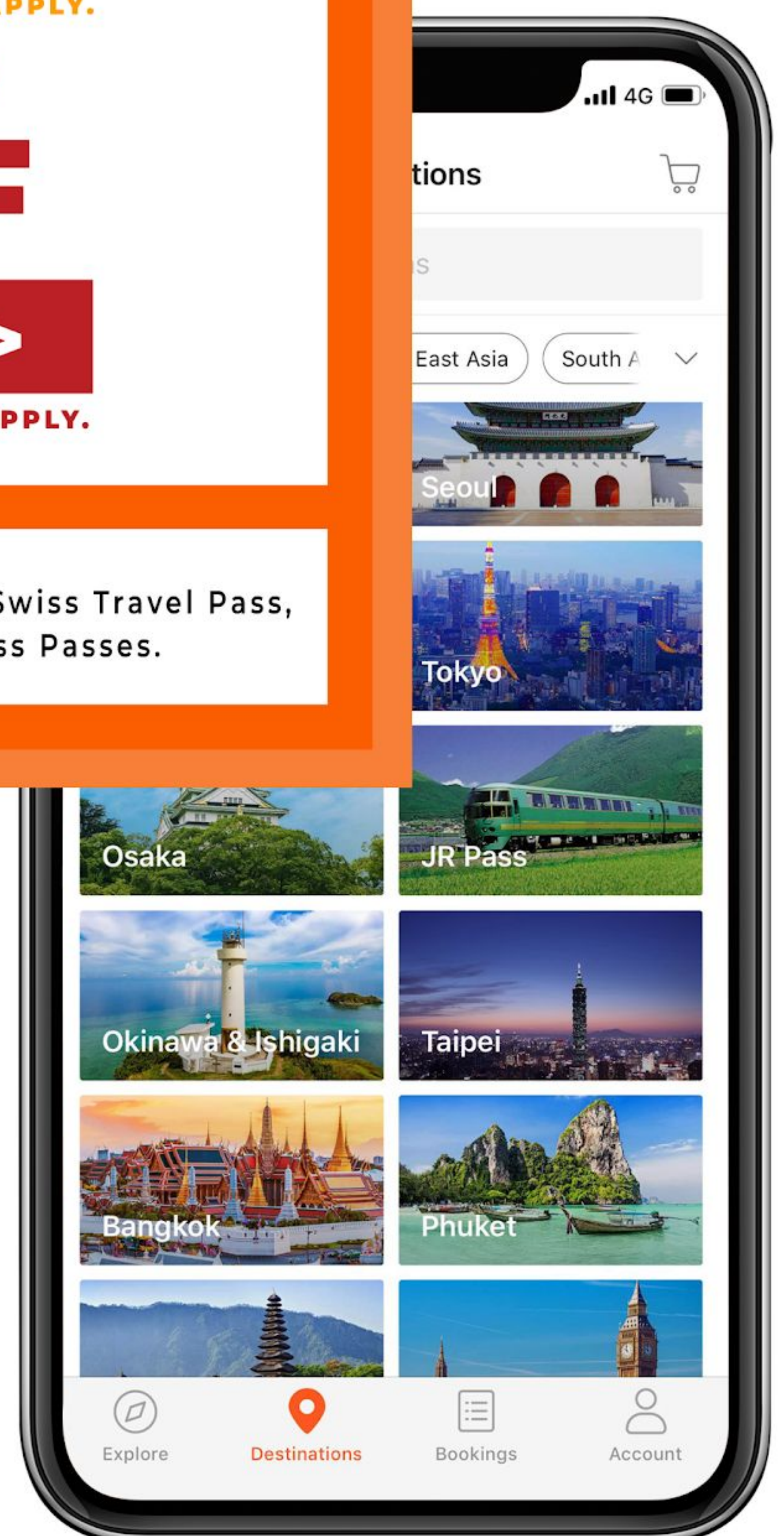
Discover popular activities and utility products like transport and WiFi

## STEP02

Add to cart and complete your purchase

## STEP03

Skip the queues with your mobile e-tickets





# BEFORE YOU GO


Here are some suggested stays for every wallet size in Osaka and Kyoto!



Budget	Osaka Hotel
USD 50/night and below	<ul style="list-style-type: none"><li>• Qoo Hostel Osaka</li><li>• Ikidane House Osaka Namba</li></ul>
USD 100/night and below	<ul style="list-style-type: none"><li>• The Royal Park Canvas Osaka Kitahama</li><li>• Dormy Inn Shinsaibashi Hot Spring</li><li>• Hotel WBF Hommachi</li></ul>
USD 200/night and below	<ul style="list-style-type: none"><li>• Courtyard by Marriott Shin-Osaka Station</li></ul>


Budget	Kyoto Hotel
USD 50/night and below	<ul style="list-style-type: none"><li>• Nest Hotel Kyoto Shijokarasuma</li><li>• S peria Hotel Kyota</li></ul>
USD 100/night and below	<ul style="list-style-type: none"><li>• Hotel Vista Premio Kyoto Nagomitei</li><li>• Keio Prelia Hotel Kyoto Karasuma Gojo</li><li>• Grand Prince Hotel Kyoto</li></ul>
USD 200/night and below	<ul style="list-style-type: none"><li>• Daiwa Royal Hotel Grande Kyoto</li><li>• Kyoto Okazaki Machiya NAGOMI</li></ul>





# DAY 1 OSAKA

Time	Activity	How To Get There
0900-1000	Grab breakfast from a convenience store nearby (Look out for <b>Lawson, Family Mart</b> or <b>7-11</b> )	
0930-1000	Travel to the <b>Osaka Kaiyukan Aquarium</b>	It's a 5 minute walk from Osakako Station on the Osaka City Subway Chuo Line
1000-1300	Catch the mega stars the whale sharks as they swim around the world's largest dome shaped tank!	
1300-1305	Walk to <b>Naniwa Kuishinbo Yokocho</b> for lunch.	Located in the same building as the Kaiyukan Aquarium
1305-1405	Lunch at <b>Naniwa Kuishinbo Yokocho</b>	
1405-1410	Walk to Tempozan Harbor Village	
1410-1440	Ride on the <b>Tempozan Giant Ferris Wheel</b> for splendid views of the city	
1440-1700	Relive your childhood at <b>Osaka Legoland Discovery Centre!</b>	A short walk from the Tempozan Ferris Wheel.
1700-1730	Travel to <b>Umeda Station</b>	Take the Chuo Line from Osakako Station to Hommachi and change to the Midosuji line to Umeda Station
1730-1735	Walk to the <b>Pokemon Center</b>	3 minute walk
1735-1835	Go crazy over Pokemon merchandise	
1835-1900	Walk to <b>Ichiran Ramen</b> and take a queue number	10 minute walk
1900-2015	Slurp up a piping bowl of <b>Ichiran Ramen</b>	
2015-2035	Walk to the <b>Umeda Sky Building</b>	17 minute walk
2035-2200	Visit the <b>Umeda Sky Building</b>	





# DAY 1 OSAKA

## 1. Grab breakfast from Family Mart or Lawson

Japanese convenience stores are a whole new world to explore. Take your pick from the shelves of reheatable bento meals, onigiri and fluffy sandwiches - you can even get hot items like oden and steamed buns.

Grab whatever your heart desires at the nearest convenience store before heading to your hotel to drop your bags off. We recommend giving the piping hot fried chicken from Lawsons a shot.



## 2. Explore the Osaka Kaiyukan Aquarium

Now that you're all fueled up from breakfast, head over to the [Osaka Kaiyukan Aquarium](#) to see all the magnificent sea creatures! There are tropical fish, jellyfish manta rays, the world's largest dome shaped ceiling tank and more. Don't forget to get pictures of the mega superstars, the whale sharks!


### Getting there:

5 min walk from Osakako Station on the Osaka City Subway Chuo Line


### [Osaka Kaiyukan Aquarium](#)

**Address:** 1 Chome-1-10 Kaigandori, Minato Ward, Osaka, Osaka Prefecture 552-0022, Japan

**Opening Hours:** Daily, 10am to 8pm







# DAY 1 OSAKA

### 3. Lunch at the Naniwa Kuishinbo Yokochō food theme park

Head to the food theme park Naniwa Kushinbo to taste some of Osaka’s most iconic eats! There’s a huge variety of local Osaka dishes available, from Okonomiyaki to Kushikatsu. Its ambience is another plus, with the nostalgic setting inspired by the rough 1960s Osaka neighborhoods.

We definitely wouldn’t miss the takoyaki from Aizu-ya, an original that has been long-standing since 1933.

---

#### Getting there:

Naniwa Kushinbo is just a short walk away

**Address:** 552-0022 1 Kaigandori Minato-ku Osaka

Nearest Station: Osakako Station

**Opening Hours:** Daily, 11am to 8pm



### 2. Tempozan Giant Ferris Wheel ([Osaka Amazing Pass](#))

If you want to see Osaka from a variety of angles and heights, there’s no better way to do than on the Tempozan Ferris Wheel. If you’re a braveheart, opt for the see-through cabins where the floors are transparent!


---

#### Getting there:

The Tempozan Ferris Wheel just a short walk away from Naniwa Kushinbo 4

**Address:** Ōsaka, Minato-ku, Chikkō 3-11-8

**Opening Hours:** Daily, 10am to 10pm





# DAY 1 OSAKA

## 5. Legoland Discovery Center

If you have kids, they will definitely love a day out at [Legoland](#)! With millions of coloured toy bricks, you can build the castles from your imagination! You definitely should not miss the different Lego rides as well as the 4D Lego movie.

**Address:** 552-0022 1 Chome-1-10 Kaigandōri, Minato-ku, Ōsaka-shi, Ōsaka-fu

**Opening Hours:** Weekdays: 10:00am-7:00pm (last entry 5:00pm) | Weekends & public holidays: 10:00am-8:00pm (last entry 6:00pm)



## 6. Pokemon Centre Osaka

From collectible items to Pokemon themed stationery and even household utensils, bring home a piece for yourself and your friends!

### Getting there:

**Option 1:** From Osakako station, hop onto the Chuo Line for 5 stops and alight at Hommachi Station. Transfer to the Midosuji line for 2 stops and alight at Umeda Station.

**Option 2:** From Osakako station, hop onto the Chuo Line and alight after 2 stops at Bentencho Station. From there, hop onto the JR Osaka Loop line and alight after 4 stops at Osaka Station.

**Address:** Daimaru Umeda Store 13F - 3-1-1, Umeda, Kita-ku, Osaka

**Opening Hours:** 10am to 8pm daily





# DAY 1 OSAKA

## 7. Dinner at Ichiran

Have a taste of the famous Tonkotsu Ramen you slurp up in isolated little booths. The rich creamy soup coupled with the springly handmade noodles and thin tender pork slices will leave you wanting more!

### Getting there:

Ichiran is just an 8-minute walk from the Pokemon Center

**Address:** 3-13 Doyamacho, Kita, Osaka, Osaka

**Opening Hours:** Daily, 24 hours





## 8. Umeda Sky Building ([Osaka Amazing Pass](#))

There's no better place to end off your first day in Osaka than taking in the nightscape. One of Osaka's tallest and most iconic landmarks is the Umeda Sky Building! Head up to the Umeda Sky Garden to get unobstructed views of the city and skyline.


We recommend coming after dinner to take in the nightscape of Osaka from 173 metres above sea level. Do bring along a jacket as it can get pretty breezy!

**Address:** Oyodo-Naka, Kita-ku, Osaka city

**Opening Hours:** Daily, 9.30am to 10.30pm








# DAY 2 OSAKA

Time	Activity	How To Get There
	Leave for breakfast at <b>Harukas300</b>	Take the JR Line to Tennoji Station
1000-1100	Breakfast at <b>Sky Garden 300</b>	
1100-1200	Take in the views at <b>Harukas 300</b>	
1230-1430	Check out the wildlife at <b>Nifrel Interactive Aquazoo</b>	2-minute walk from Osaka Monorail Bampakukinen-koen Station
1500-1700	Roam the royal grounds at the <b>Osaka Castle</b>	
1700-1730	Travel to Shinsaibashi to <b>Luke's Lobster</b> for lunch!	Take the Chuo Line from Morinomiya to Hommachi and transfer to the Midosuji line and alight at Shinsaibashi.
1730-1830	Feast on succulent lobster tails sandwiched between buttery toasted rolls in <b>Luke's Lobster</b> .	
1830-1900	Travel to <b>Spa World Onsen</b>	Take the Midosuji Line from Shinsaibashi to Dobutsuen-Mae Station, Spa World is a 5 min walk away.
1900-2100	Soak your worries away in <b>Spa World Onsen</b> .	
2100-2130	Travel to <b>Dotonbori</b>	Take the Midosuji Line from Dobutsen-Mae to Namba Station.
2130	Explore <b>Dontonbori</b> and grab some supper	5 minute walk from Namba Station







# DAY 2 OSAKA

## 1. Breakfast at Japan's tallest skyscraper Harukas 300

Start off your morning with a high, literally! Munch on the cutest bear pancakes as you take in the sweeping views from 60 storeys high at the [Harukas 300 observatory deck](#)! Standing at 300 metres tall, be prepared to get blown away at Japan's tallest skyscraper.



The floor to ceiling glass panels will bring you unobstructed panoramic views that on clear days will show you sights of Tokyo even!


Located at the topmost floor of Abeno Harukas is the heliport, open to visitors via a tour for an additional fee of JPY500. This 20-minute tour puts you at the tallest point of Japan.

[But, there are only 30 slots a day so get your tickets fast!](#) P.S. Your Instagram pictures here will definitely be a huge hit!

---

**Address:** 1-1-43 Abenosuji, Abeno Ward, Osaka, Osaka Prefecture 545-8545, Japan

**Opening Hours:** Daily, 9am to 10pm





# DAY 2 OSAKA

## 2. Nifrel Interactive Aquazoo

If you have extra time to spare in Osaka, also worth checking out is the Nifrel interactive Aquazoo! Part zoo, part aquarium and part science museum, get ready for a day of fun at Nifrel!

Get up close and personal with this open-concept zoo where you get to see animals like ring tailed lemurs, miniature hippos, jellyfish and so much more. Art exhibits like Wonder Moments will also leave you feeling like you've stepped into an alternate universe.

### Getting there:

2-minute walk from Osaka Monorail Bampakukinen-koen Station



### Nifrel Interactive Aquazoo

**Address:** 565-0826 EXPOCITY Nifrel, 2-1 Senribampakukoen, Suita-shi, Osaka

**Opening Hours:** Daily, 10am to 8pm

## 3. Roam the Royal Grounds at Osaka Castle

Head to one of Japan's most famous landmarks and national treasure - the Osaka Castle! This 5 tiered 8 storey castle is definitely a sight to behold. After exploring the castle grounds, be sure to grab a Matcha ice cream at Osaka Jou Honzen, located right on the castle grounds.

### Getting there:

From Tennoji station, take the JR Osaka Loop Line for 5 stops and alight at Morinomiya station. The Osaka Castle will be a 4 minute walk away.

**Address:** 1-1 Osakajo, Chuo, Osaka, Osaka Prefecture 540-0002, Japan

**Opening Hours:** Daily, 9am to 5pm





# DAY 2 OSAKA



## 4. Have one of the best lobster rolls of your life for lunch at Luke's Lobster

Yes, we know what you're thinking, why would you want to eat a lobster roll in Osaka when there are plenty of Japanese food waiting to be feasted upon. Well, Luke's Lobster rolls are no fuss, no nonsense and just pure delicious packed into parcel. The warm buttery toasted bun coupled with the fresh cold lobster meat and a touch of their secret recipe will leave you in heaven.

---

### Getting there:

**Option 1:** From Morinomiya station, take the Chuo Line for 3 stops to Hommachi station. From there, transfer to the Midosuji line and alight at Namba station. Luke's Lobster is just 500 metres away!

**Option 2:** Take the JR Osaka Loop line from Morinomiya station to Shin-Imaiya station. From there, change to the Nankai line and alight at Namba station! Luke's lobster is just 200 metres away!


**Address:** Osaka Shinsaibashi Outlet, 1-3- 21, Osaka shi Chuo-ku Shinsaibashi 1-3-21

**Opening Hours:** Daily, 11am to 9pm

## 5. Strip down and soak your troubles away in the onsen

You can't go home without visiting a world famous Japanese hot spring, also known as onsen. Head over to Spa World and let the warm waters take your troubles away. It may come across as a bit of a culture shock for some of us, stripping down to absolutely nothing.

We suggest starting with one of the not-so-hot pools first and letting your body get accustomed to the heat before attempting the hottest pool. Also not to be missed is the "horizontal waterfall" that gives you a free back massage while you're at it!



**#Klooktip:** Use the Toku tokens from your [Osaka Amazing Pass](#) to get a discount on your entry fees!

---

### Getting there:

**Option 1:** From Namba station, take the Nankai Koya line and alight 1 stop later at Shin-Imamiya station and walk 650 metres.

**Option 2:** From Namba station, take the Midosuji line 2 stops to Dobutsuen Mae station, Spa World is 400 metres away!

**Address:** 3-4-24 Ebisu-higashi Naniwa-ku, Osaka-shi

**Opening Hours:** 24 hours



# DAY 2 OSAKA

## 6. Grab some Takoyaki and shop at Dotonbori

At first mention of Osaka, Dotonbori probably springs to mind! The iconic Glico man, the neon lights and huge electronic billboards that line the streets provide an almost eccentric atmosphere.



Also lining the streets are numerous branded and independent shops to fulfil your shopping needs. Our battle strategy would be to tackle the stores and stop many times along the way for street snack breaks like Takoyaki and Melon Pan!

Who needs sleep when you're on a holiday! If you still have that bit of energy left in you, make the most out of your trip in Osaka and play the night away in the Round 1 arcade! Not only will you find the normal arcade games, you'll even find things like slot machines and table tennis.

### Getting there:

From the Glico man, Round 1 is just a 10 minute walk away









# DAY 3 UNIVERSAL STUDIOS JAPAN

Time	Activity	How To Get There
	Travel to <b>Nakanoshima Nadaman</b>	8 minutes walk from Shin-Fukushima Station
0830-0930	Feast on a traditional Japanese Kaiseki breakfast	
0930-0950	Travel to <b>Universal Studios Japan</b>	Take the JR Line to Universal City
1000-1900	Release your inner child and go crazy at USJ!	
1900-1920	Travel to <b>Isomaru Suisan Bar</b>	Take the JR line to Osaka Station
1920	Feast on seafood and drink the night away!	

---







# DAY 3 UNIVERSAL STUDIOS JAPAN



## 1. Breakfast - Wake up to a traditional Japanese feast

Kickstart your morning with traditional Japanese Kaiseki Breakfast at Nakanoshima Nadaman, complete in a room with Tatami mats! Nothing says waking up like a table filled with foods like rice porridge, grilled fish, and of course miso soup to name a few. With such a huge spread, you're sure to be fuelled for the exciting day ahead.

### Getting there:

From Shin-Fukushima station, Rihga Hotel is just a 11 minute walk away

**Address:** Rihga Royal Hotel B1, 5-3-68, Nakanoshima, Kita-ku, Osaka 530-0005, +81-06-6443-7101

**Opening Hours:** Breakfast Timing: 0700-1000

## 2. Travel to [Universal Studios Japan](#)


From Fukushima station, take the JR Osaka Loop line to Sakurajima before transferring to the Sakurajima Line to **Universal City** Station. This is usually the same train service so you would just need to continue on the vehicle till your stop.

### Getting there:

From Shin-Fukushima station, Rihga Hotel is just a 11 minute walk away

**Address:** 2 Chome-1-33 Sakurajima, Konohana Ward, Osaka, Osaka Prefecture 554-0031, Japan

**Nearest Station** Universal City





# DAY 3 UNIVERSAL STUDIOS JAPAN



### 3. Release your inner child and go crazy at USJ!

Now that your belly is filled, head on over to [Universal Studios Japan](#) for a magical day out! Some of the must-rides include the Flying Dinosaur which features the world's LONGEST track and the farthest initial drop. You can also relive the movie magic in the Jaws, Jurassic Park and Spiderman Rides! Be warned that you will be drenched after the big splash. Don't forget to take home a yellow friend from the Minion Mayhem park on your way out!

If you're feeling hungry after all those rides, stop by The Three Broomsticks for lunch and feast like Harry and Hermione on roast meats and everyone's favourite caramel drink - butterbeer!

Check out our [insider tips and tricks](#) to get the most out of your day at Universal Studios Japan.





# DAY 3 UNIVERSAL STUDIOS JAPAN

## 4. Replenish your energy with fresh seafood at Isomaru Suisan Bar

We understand that after spending the whole day out and about, all you'll want to do is to feast on a good dinner and rest your tired feet. Head over to the Isomaru Suisan Bar for some of the freshest seafood in Osaka.

From chirashi dons to grill it yourself shellfish that are served alive and kicking, stuff yourselves silly! Plus, since this place is opened 24 hours a day, order a bottle of sake, and feast the night away

### Getting there:


Take the JR line to Osaka Station then walk 8-min to Isomaru Suisan Bar.

**Address:** Isomaru Suisan, 2 Chome-8-12 Sonezaki, Kita, Osaka, Osaka Prefecture 530-0057, Japan

**Opening Hours:** 24 hours








# DAY 4

## NARA

Time	Activity	How To Get There
0800 - 0900	Leave for Nara	Take the Kintetsu line to Nara station
0900 - 1000	Traditional breakfast at Awogaki	Take the Kintetsu line to Yamato-Saidaiji Station, 4 minutes walk.
1000 - 1130	Nara Park	10 minute walk from Awogaki
1130 - 1215	Kofukuji Temple	15 minute walk from Nara Park
1215 - 1315	Kasuga Taisha Shrine	15 minute walk
1315 - 1445	Lunch at Kamameshi Shizuka	15 minute walk
1500 - 1600	Heijo Palace	2 stops on the Kintetsu Nara line to Yamato-Saidaiji Station
1600 - 1800	Shopping at Higashimuki	2 stops on the Kintetsu Nara line from Yamato-Saidaiji Station
1800 - 1900	Dinner at Seiki	2 Minute walk from Higashimuki Nakamachi







# DAY 4 NARA

## Getting to Nara

For the uninitiated, Nara is a compact city packed with rich heritage and beautiful Japanese architecture located just 30 minutes away from Osaka.

Check out the [Klook comparison guide on Kansai travel passes](#) to figure out which one is best for you.

### Nara Transport Pass options:

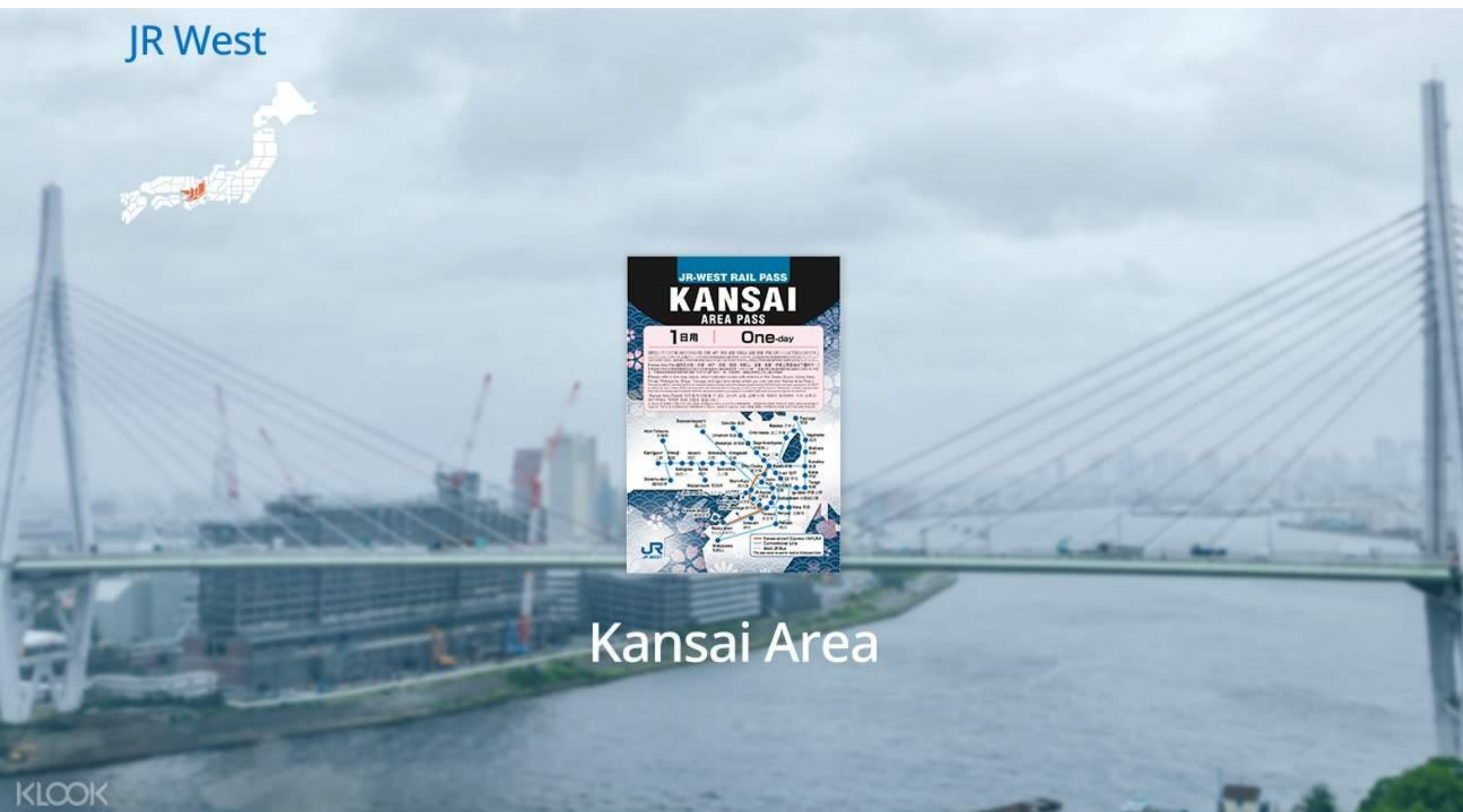
There are many different passes for you to travel to and around Nara - here are some of your options:

### Kintetsu Rail Pass

We personally prefer the [Kintetsu](#) line because the Kintetsu Nara station is more centrally located than the JR Nara station and has better access to the main attractions.

### Getting to Nara from Osaka by Kintetsu Rail:

Hop aboard the [Kintetsu](#) Nara Line from Osaka Namba station and arrive at the Kintetsu Nara station.




### Kansai JR Pass


You're going to need a [Kansai Japan Rail Pass](#) for your travels on the JR Lines for the activities on this itinerary. If you are planning to travel to other Japanese cities like Tokyo, we'd suggesting getting the [7 Day Japan Rail Pass](#) instead that covers the whole of Japan!

### Getting to Nara from Osaka by JR Line:

Hop aboard the JR Osaka Loop line and alight 12 stops later at Nara Station.







# DAY 4 NARA



## 1. Traditional breakfast at Awogaki

Do as the locals do and start off your day with a bowl of Chagayu! This 1200-year tradition - a tea flavored rice gruel that is great for breakfast. The subtle flavor of the tea is absorbed by the rice paired with dishes like grilled fish. This hearty breakfast is guaranteed to fuel your sightseeing!

---

### Getting there:

Cafe Awogaki is just a short walk away from Yamato-Saidaiji Station!

**Address:** 1071, Takabatakecho, Nara-shi, Nara, 630-8301

**Opening Hours:** Daily, 10.30am to 9pm

## 2. Nara Park


You can't say you've been to Nara without a visit to Nara park! These gentle creatures roam freely around the park waiting for a midday snack.

Be sure to purchase a packet of feed before heading there because it sure makes great bait for the perfect deer selfie!

---

### Getting there:

Nara Park is just a 10 minute walk away from Awogaki!





# DAY 4

# NARA



### 3. Kofukuji Temple

Head to the Kofukuji temple and experience what it feels like to be one of the most powerful families in Japan in the olden days! The National Treasure Museum and the Eastern Golden Hall are some of the must visits when you're in the area.

---

#### Getting there:

Kofukuji Temple is just a short walk away from Nara Park!

**Address:** 48 Noboriojicho, Nara, Nara Prefecture 630- 8213, Japan

**Opening Hours:** Daily, 9am to 5pm

### 4. Kasuga Taisha Shrine

Nara's most celebrated shrine, Kasuga Taisha Shrine, was dedicated to the deity responsible for the protection of the city. Famous for the many lanterns that were donated by worshippers, these are hung all around the temple grounds.

---

#### Getting there:

Kasuga Taisha is just a 15 minute walk away





# DAY 4 NARA



## 5. Lunch at Kamameshi Shizuka

After feeding all those deers, it's time to feed yourself! Head to Kamameshi Shizuka for a piping hot bowl of Kamameshi, rice cooked in an iron pot. Our favorite part of this dish is the rice that gets slightly burn at the bottom, adding a nice charred flavor to the dish.

Being one of the more popular restaurants, be prepared to wait for at least 30 minutes for a seat during peak hours!

### Getting There:

The restaurant is just a short walk away

**Address:** 11 Noboriojicho, Nara, Nara Prefecture 630-8213, Japan

**Opening Hours:** 11am to 7.30pm daily, Closed on Tuesdays

## 6. Heijo Palace

Roam around the grounds of the Heijo Palace and feel like royalty. This UNESCO world heritage site served as the emperor's residence in the days of ancient Nara.

### Getting There:


Kofukuji Temple is just a short walk away from Nara Park

**Address:** 48 Noboriojicho, Nara, Nara Prefecture 630- 8213, Japan

**Opening Hours:** Daily, 9am to 5pm







# DAY 4 NARA



## 7. Shopping at Higashimuki Nakamachi

Japanese people love little shopping arcades and before leaving Nara, you should definitely drop by this shopping street to pick up a souvenir or two! This shopping street is also home to Nakatanidou, a mochi store famous for its dramatic pounding performances. This chewy rice cake is filled with a sweet red bean paste and makes for a great mid-day treat.

### Getting There:

Take the Kintetsu Nara line back to Kintetsu Nara station and the shopping street is a 2 minute walk away!

**Address:** Hashimotocho, Nara, Nara Prefecture 630-8217, Japan



## 8. Dinner at Seki


Seki is home to one of the best steak you'll have in Japan. Using only 33 month old Kuroge Wagyu, sourced from the westside of Japan, this tasty red meat with it's marbling and fat content is sure to melt in your mouth. This Michelin starred Teppanyaki place is definitely worth it's slightly extravagant price tag. But, you're on a holiday so we'd say go for it and treat yourself!

### Getting There:


Seki is a 2-minute walk away

**Address:** 21-1, Konishicho, Nara-shi, Nara, 630-8226

**Opening Hours:** Daily, 11.30am to 3pm, 5pm to 11pm









# DAY 5 KYOTO

Time	Activity	How To Get There
0730 - 0900	Osaka to <b>Kyoto</b>	Shinkansen from Shin-Osaka to Kyoto station.
0930-1330	Explore <b>Arashiyama</b> <ul style="list-style-type: none"><li>• Okochi Mountain Villa</li><li>• Arashiyama Bamboo Grove</li><li>• Nonomiya Shrine</li><li>• Tenryuji Temple</li></ul>	
1330 - 1500	Lunch at <b>Nishiki Market</b>	Take the Hankyu line from Arashiyama station to Kawaramachi Station
1500 - 1630	<b>Nijo Castle</b>	Take the Tozai line from Kyotoshiyakusho-Mae to Nijojo-Mae.
1630 - 1830	<b>Gion</b>	Take the Tozai line from Nijojo-Mae to Higashiyama station.
1830-2000	Dinner at <b>Izuju Sushi</b>	Izuju is a short walk away from Yasaka shrine.







# DAY 5 KYOTO

## Getting to Kyoto

With a rich history, picturesque nature spots and some of Japan's most delicious cuisine, Kyoto is definitely worth a 2-day exploration. It's about 30 minutes from Osaka by train.

### **Kyoto Transport Pass options:**

There are many different passes for you to travel to and around Kyoto from Osaka - here are some of your options:



### **Keihan Railway**

Make travelling via the Keihan Railway your top choice if you wish to do a ton of sightseeing on your trip. The [Kyoto-Osaka Sightseeing Pass](#) comes with unlimited travel on the Keihan Railway, along with a ton of attractions in Kyoto!

### **Getting to Kyoto from Osaka by Keihan Railway:**


From Yodobashi Station, hop aboard the Keihan Main Line Limited Express towards Demachiyanagi, and alight at Sanjo Station.

### **JR Limited Express**

More comfortable and typically less crowded than the regular Rapid Express Trains, this is especially worth it if you have a [JR Pass](#). This option will take you only 30 minutes!

### **Getting to Kyoto from Osaka by JR Line:**

Hop aboard the JR Kyoto Line at Osaka Station, and alight at Kyoto Station.





# DAY 5 KYOTO

## 1. Explore Arashiyama

Built by famous movie star Denjiro, this Okochi mountain villa is a spectacular sight not to be missed. The lovely gardens provide a sweeping view of the city and every corner provides a good photo opportunity!

The famed Arashiyama bamboo forest is definitely a must visit in Kyoto. Stroll along the bamboo lined avenues and take in the lush green views. Standing amidst these soaring stalks of bamboo will definitely leave you feeling as if you've stepped into another world.




It is said that the Nonomiya Shrine is home to a power stone called "Okame-ishi" and if you rub the stone, your wishes might just come true! For those looking for some help in the romance department, the matchmaking tablet in the shrine is said to be especially popular. The shrine is also home to deities like the God of Conception, Smooth Childbirth, Prosperous Businesses, Health and Wisdom.

The Tenryuji Temple is ranked the most important temple in Kyoto's Arashiyama district. This world heritage site is first amongst the city's give great Zen temples!

**#Klookfunfact:** This temple was built to appease the former emperor's spirits after he had passed away.





# DAY 5 KYOTO



## 2. Lunch at Nishiki Market

After all that walking, you surely can't wait to dig into some food. This narrow 5 block shopping street more affectionately known as "Kyoto's Kitchen" is a great place to stuff your bellies with Japanese specialties. Take a walk down the busy lanes and explore the variety of locally produced food.

P/S: They give our FREE samples. Our top pick for things to eat at Nishiki Market are Soy Milk Donuts from Konna Monjya and Kyoto-style Beef Manju Bun from Ajidontsuki

---

### Getting There::

Take the Hankyu line from Arashiyama station to Kawaramachi Station


## 3. Nijo Castle

After eating through the alleys of the Nishiki market, it's time for more exploration! This 5 storey castle initially served as the imperial palace before it opened up to the public. This UNESCO world heritage site gracefully showcases one of the best surviving examples of castle palace architecture.

---

### Getting There:

From Kyotoshiyakusho-Mae station, hop onto the Tozai line and alight 2 stops later at NijojoMae station. The castle is a 7 minute walk away.





# DAY 5 KYOTO



## 5. Izuju Sushi

End off your day in Kyoto with a feast on Kyoto style sushi at Izuju sushi! This sweet style of sushi is best eaten without soy sauce as the staff say it overpowers the taste of the rice. We suggest getting the sharing plate that allows you to try as many items from the menu as possible. Do note that there might be a long line but we think it's definitely worth it!

### Getting There:

Izujū is a short walk away from Yasaka shrine.

## 4. Gion


Fans of the movie *Memoirs of a Geisha* would definitely love these cobbled streets of Gion. You'll spot real life geishas on their way in this bustling entertainment district. We'd suggest renting a kimono for yourselves for some great picture perfect moments. You might even hear faint tunes of geishas practicing their musical skills.

### Getting There:

Take the Tozai line from Nijojo-Mae station (3 stops) to Sanjo station and Gion is a short walk away!









# DAY 6 KYOTO

Time	Activity	How To Get There
0900-1230	Fushimi Inari and Sake Brewery Tour	Meet the guide at Kyoto station or Karawamachi station
	Lunch at The Cube	Take the JR Nara line from Inari to Kyoto Station
1330-1730	Kyoto Afternoon tour <ul style="list-style-type: none"><li>• Heian Jingu Shrine</li><li>• Sanjusangen-do Temple</li><li>• Kiyomizu-dera Temple</li></ul>	Meet the guide at Kyoto Avanti (Kyoto Station Hachijo Exit)
1900	Dinner and show at Ninja Restaurant	From Kawaramachi Station (Hankyu Kyoto Main Line), the restaurant is a 2-minute walk from Exit 9







# DAY 6 KYOTO



## 1. Join the Fushimi Inari and Sake Brewery Tour

Wander into the depths of sake cellars and taste the unique flavors of the Japanese favorite rice wine beverage [on this tour!](#)

Learn the secrets behind the different brewing techniques that turn the Fushimi Hill spring water into sake. We'd recommend getting the free sampling add on if you're a fan of sake!

The iconic orange torii gates of the Fushimi Inari Shrine are almost a must when in Kyoto. Explore the depths of the forest and arrive at these striking scarlet gates for your Instagram moment.

The [sake brewery tour](#) ends here at Fushimi Inari Shrine.

---

### Getting There:

Meet the guide at Kyoto station or Karawamachi station


## 2. Lunch at the Cube

The train stations in Japan house numerous Japanese restaurants and food courts. You'll definitely be spoilt for choice at The Cube! With a whole myriad of sit-down restaurants ranging from Okonomiyaki to Tonkatsu and even Japanese style spaghetti, you won't have to worry about not finding something you like.


---

### Getting There:

Take the JR Nara line from Inari to Kyoto Station







# DAY 6 KYOTO



With a distinctive Chinese influence all around, the **Heian Jingu Shrine** is one of the younger shrines in Kyoto. The iconic giant torii gates will probably be the first thing you notice as many stand under these gates for their pictures.

The **Kiyomizu-dera Temple**, also known as the clear water temple is one of the most celebrated temples in Japan. Apart from the stunning views you'll get from the wooden stage, come at spring or fall for a sea of cherry blossoms or maple leaves.



At the base of the Kiyomizu-dera's main hall lie 3 streams. The Japanese believe that drinking from these springs will bring longevity, success at school and a blossoming love life respectively. However, be warned that drinking from all 3 streams is considered greedy.

### 3. Kyoto Afternoon Exploration Tour (Heian Jingu Shrine, Sanjusangen-do Temple, Kiyomizu-dera Temple)

[Klook your Kyoto afternoon exploration tour](#) and visit all 3 places mentioned above! Meet your local guide at Kyoto station and have him show you the local's point of view of these places as well as tell you the stories behind them. After all, if you're visiting these shrines on your own, you'll be missing out on the great history of Japan!

#### Getting There:

Meet the guide at Kyoto Avanti (Kyoto Station Hachijo Exit)



The **Sanjusangen-do Temple** is Japan's longest wooden structure. Iconically known for its 1001 statues of Kannon, the goddess of mercy, step into the main hall and get blown away but the sheer magnitude of Kannon. The attention to the intricacy of these gold statues will have you staring at each one in great detail.





# DAY 6 KYOTO

## 4. Dinner and Ninja Show at Labyrinth

We all know that Japan is home to some of the most bizarre themed cafes! It's no surprise they have a ninja restaurant with a real life ninja show. This acrobatic, fire performance and projection mapping combination will leave your eyes glued to the stage.

After the show, tuck into ninja-inspired dishes like shuriken star shaped crackers and black deep fried chicken!


If you're lucky, the ninjas might even head to your table to wow you with their magic.

### Getting There:

From Kawaramachi Station (Hankyu Kyoto Main Line), the restaurant is a 2-minute walk from Exit 9









# DAY 7 KYOTO - OSAKA

Time	Activity	How To Get There
Flexible (Between 0930 - 1400))	Travel back to Osaka	
1500 - 1600	Tombori River Cruise	From Dobutsuen-Mae station, take the Midosuji line 2 stops and alight at Namba station. From there, transfer to the Sennichimae line for 1 stop and alight at Sakuragawa station.
1600 - 1730	Explore Dotonbori or Namba	
1730 - 1930	Treat yourself to a one Michelin star meal at Kitamura	From Sakuragawa station, take the Sennichimae line and alight at the next stop at Namba station.







# DAY 7 KYOTO-OSAKA

## 1. Last look at Kyoto / Travel back to Osaka

Time to head back to Osaka! Spend the morning exploring your Kyoto neighborhood for the last time - there are lots of Kyoto cafes tucked in the alleys and around the main part of the city.

Otherwise, catch an early train back to Osaka, and [explore the vibrant cafe scene there instead!](#)

## 2. Tombori River Cruise ([Osaka Amazing Pass](#))

Take in sights of the Dotonbori River aboard the Tombori river cruise near sunset. This 20 minute ride will take you to see all the major sights along the river without you having to squeeze through the crowd to get a decent picture.



Be sure to ask your local guide for his favorite spots and the best deals along the riverfront!

### Getting There:

From Dobutsuen-Mae station, take the Midosuji line to Namba station. From there, transfer to the Sennichimae line and stop at Sakuragawa station. Dotonbori river is a 2 minute walk away!

## 3. Treat yourself to a One-Michelin Star meal at Kitamura

Finally, it's time for dinner! If you're looking for an authentic sukiyaki place to get your hot pot fix, head to Kitamura, one of Osaka's favorite sukiyaki restaurants! Dig into the Kansai style sukiyaki which uses the best domestic beef, sugar and soy sauce to produce that perfect balance of sweet and salty.



### Getting There:

From Sakuragawa station, take the Sennichimae line and alight at the next stop at Namba station! Kitamura is a 10 minute walk away.

