



Khao Kho

4D3N ITINERARY

With more than 100,000 activities in over 350 destinations, Klook gives you the freedom to build your family's perfect holiday!

To find out more, visit www.klook.com

KLOOK





Before you go

Here are some suggested stays for every wallet size. These are conveniently located in the Khao Kho City Centre area, which is a great homebase for exploring the rest of Khao Kho.

Budget	Hotel
USD 30/night and below	<ul style="list-style-type: none">Phu Aram Khao Kho ResortBann Ton Kho
USD 50/ night and below	<ul style="list-style-type: none">Samuthitar ResortViewpoint Khao Kho Hotel
USD 80/night and below	<ul style="list-style-type: none">Tarahill Khao KhoAt Tree Resort Khao Kho

Before leaving the airport, be sure to pick up the following items.

Item	Location
4G SIM Card (KBV Airport Pick Up) for Thailand	<p>DTAC Counter at BKK Airport Head to the DTAC Counter outside the Baggage Claim area and collect your DTAC Happy Tourist Super 4G 8 day SIM card.</p> <p>*There are no direct flights to Khao Kho, so we recommend that you pick up your SIM Card when you reach the BKK Airport.</p>

Getting to and around Khao Kho:

By car: The best way to get to and around Khao Kho. Khao Kho is a 5-6 hour drive away from Bangkok by car, and navigating the Khao Kho roads can be confusing for first-timers - book a [5D4N Private Car Charter](#) for your 4 days in Khao Kho, with one extra day left for exploring the area around Bangkok.



DAY 1 OVERVIEW

Time	Activity	How To Get There
0930 - 1200	Get picked up in Bangkok by your car charter driver, and set off for Lopburi	Klook private car charter
1200 - 1300	Stopover in Lopburi for lunch at the Sub Lek Reservoir	
1300 - 1400	Explore the Peacock Temple in Lopburi	
1400 - 1800	Continue on to Khao Kho by car charter	
1800 - 1830	Check in to your Khao Kho hotel	
1830-1845	Let car charter driver take you to Rai Chanram Restaurant for dinner	
1845-2000	Dinner at Rai Chanram Restaurant	
2000	Head back to Khao Kho hotel	

DAY 1 | Journey to Khao Kho

1

0930-1200: Leave Bangkok for Lopburi

The drive from Bangkok to Khao Kho is a long one - 6 hours, give or take.

To break up this long drive, your first stop will be in Lopburi. This capital of the Lopburi province is well-known for the troops of crab-eating macaques that roam the town freely.



2

1200-1300: Have lunch at the Sub Lek Reservoir

The scenic Sub Lek Reservoir has plenty of spaces for you to stretch out your legs and relax. Head over to any of the restaurants by the reservoir bank, and take in the mountain-framed views across the water as you enjoy your lunch.



3

1300-1400: Explore Lopburi's Peacock Temple

Lopburi's Peacock Temple is quite easily identifiable - thanks to all the peacocks wandering around its base and around the temple grounds.

Aside from the peacocks, the temple's highlight is the White Buddha statue, perched 436 steps up at the top of the temple.



4

1645-2000: Dinner at Rai Chanram Restaurant in Khao Kho

After a long day of travel just to reach Khao Kho, a hearty dinner is definitely in order. Head out to **Rai Chanram Restaurant**, which serves a spread of Chinese-style Thai dishes. The passion fruit juice here is a must-try - sweet, tangy and refreshing.

Perched above the rolling forest hills blow, this restaurant is where you'll get your first taste of Khao Kho's magnificent scenery!



Address: 152 หมู่ 8 Tambon Khao Kho, Amphoe Khao Kho, Chang Wat Phetchabun 67270, Thailand

Opening Hours: 8am to 9pm daily

DAY 2 OVERVIEW

Time	Activity	How To Get There
0845-0930	Pick up from your Khao Kho hotel and drive to the Wat Prathat Phasornkaew	Klook private car charter
0930-1100	Explore the Wat Prathat Phasornkaew	
1115-1230	Brunch at Pino Latte Resort & Cafe	
1230-1345	Drive up to the Phu Thap Boek Mountain	
1345-1545	Explore the Phu Thap Boek Mountains	
1545-1715	Drive down to the Khao Kho Wind Farm	
1715-1815	Explore the Khao Kho Wind Farm	
1815-1900	Drive down to Boranniyom Khao Kho Restaurant	
1900-2015	Dinner at Boranniyom Khao Kho Restaurant	
2015-2045	Drop off at Khao Kho hotel	

DAY 2 | Scenic Mountain Sights



1

0930-1100: Explore the beautiful Wat Prathat Phasornkaew in the mountain tops of Khao Kho

Start your day with one of Khao Kho's iconic sights: the **Wat Prathat Phasornkaew**. Hidden up in the mountain tops of Khao Kho, the **Wat Prathat Phasornkaew** - which translates to Temple on the Glass Cliff - serves as a sanctuary for monks and Buddhist followers because of its serenity up in the mountains.

Made out of over five million mosaic tiles, the temple grounds are truly a sight, particularly in the golden glow of the morning. Get a good look at the temple's iconic Five Buddha statue, admire the striking architecture, and don't forget to climb up to the top for the amazing vistas it affords!



2

1115-1230: Brunch with a view at the Pino Latte Resort & Cafe

Khao Kho isn't short on charming mountain views - take advantage of this and dine alfresco at the **Pino Latte Resort and Cafe!** They serve a wide range of brunch plates and drinks, so order some coffee with your meal and savor the outdoor ambience.



3

1345-1545: See the stunning sights from the Phu Thap Boek Mountain

The tallest mountain in the Phetchabun province, **Phu Thap Boek** is one of Khao Kho's top spots, in more ways than one.

At a height of 1,768 metres, visitors can enjoy cool weather all year round - but the magic truly happens during the rainy season between February to November. Thick clouds roll down to engulf the hills, creating an ethereal scene right out of a dream.



4



1715-1815: Swing over the views at the Khao Kho Wind Farm

Overlooking 24 giant windmills standing tall in the middle of the **Khao Kho Wind Farm** fields, strap onto the swing and get ready for that million dollar shot.

Aside from the scenery, another of the Wind Farm's highlights is the food and souvenir stalls scattered around. You can find handcrafted souvenirs made by the locals in the village, which make for great souvenirs.

There's even a small Teletubbies-themed park within the Wind Farm! A little random - but it makes for a quirky photo op.



5

1900-2015: Dinner at Boranniyom Khao Kho Restaurant

A 15-minute drive away from the Wind Farm, Boranniyom Khao Kho Restaurant has a varied selection of Thai and Western-influenced dishes. With friendly service and comforting dishes that taste home-cooked, you'll be in for a comforting dinner to end the day.



DAY 3 OVERVIEW

Time	Activity	How To Get There
0800-0845	Pick up from Khao Kho hotel and drive to Khao Kho National Park	
0845-1000	Explore Khao Kho National Park	
1000-1300	Adventure activities in Khao Kho National Park (rappelling, rock-sliding, waterfalls)	
1330-1445	Lunch at Malee Restaurant	
1445-1515	Drive to the Bang Rachan Islet	
1515-1645	Take a river boat ride down the Khek river	
1645-1830	Drive back to Khao Kho hotel to wash up	
1830-2015	Sunset and dinner at Jolly Cafe	
2015	Drop off at Khao Kho hotel	

1



0845-1300: Explore the Khao Kho National Park and take on some adventure activities

Start your day right, with a trip out to the Khao Kho National Park! If you're an adventure seeker or a nature lover, this place is exactly for you.

Start off with exploring the best of nature in this national park, with its scenic steep valleys, mountainous terrains, mysterious caves, impressive waterfalls and more.

Go for a trek through the lush forest of the national park or have a dip at the Than Thip Waterfall, with waters flowing from the rocks at 26 meters height and 30 meters width. Depending on your luck, you might also be able to spot wild animals like wild boar, common muntjac, macaques, palm civets and more.

Once you're done exploring on foot, adrenaline junkies can opt to take on some adventure activities within the park! There's kayaking, waterfall rappelling and more, all available in the park depending on the season.



2

1330-1445: Lunch at Malee Restaurant

After an entire half-day of adventuring, head out to the nearby **Malee Restaurant** to refuel for the afternoon activities. Catering to the Khao Kho National Park explorers that stop over for lunch, Malee Restaurant dishes out its affordable Thai dishes swiftly.




3

1230-1400: See the Khek river wildlife on a boat ride at the Bang Rachan Islet

Part of Thailand's ecotourism conservation efforts, the **Bang Rachan Islet** is where several locals make a living from offering boat rides down the river. These locals aren't mere boat captains; they also serve as gatekeepers of the Bang Rachan Islet's pristine condition and the Nong Mae Na area.

Take a river boat down and catch sight of the Khek River wildlife, a Buddhist temple, a butterfly-watching site and even freshwater jellyfish!



4

1830-2000: Catch the sunset over dinner at Jolly Cafe



After a quick stop back at your Khao Kho hotel to wash up from the day's activities, head on a short 10-minute drive out to **Jolly Cafe** for dinner.

This chic country style cafe serves Western mains like homemade wood fired pizza and pasta. Do save some space for their delicious desserts!

Sunset is the perfect time to stop by - that's when the fairy lights are switched on, so you'll get both the magic of golden hour and twinkling lights over dinner!



DAY 4 OVERVIEW

Time	Activity	How To Get There
0900-0930	Check out from Khao Kho hotel and drive to B.N. Farms	Car Charter
0930-1030	Explore B.N. Farms	
1030-1100	Drive to Tanrak Talaymok	
1100-1230	Brunch at Tanrak Talaymok	
1230-1530	Drive to Golden Hill Village	
1530-1700	Free and easy in Golden Hill Village	
1700-2000	Drive to Bangkok	

DAY 4 | Back to Bangkok



1

0930-1030: Stop for the fruit and views at B.N. Farm

All good things must come to an end, but that doesn't mean you can't enjoy more of what Khao Kho has to offer as you journey back to the city!

Make a morning stop at **B.N. Farm**, where there's always a different fruit in season. If ice-cream in the morning sounds good to you, they sell delicious homemade ice-cream as well!

2

1100-1230: Brunch at the picturesque Tanrak Talaymok

Savour your last opportunity - for now - to dine alfresco in Khao Kho's fresh mountain air at **Tanrak Talaymok**.

In line with its beautiful setting amongst the mountain's flora, both the exterior and interior of Tanrak Talaymok is decked out in flower and plant motifs. Take a balcony seat that overlooks the mountain side, or find a quiet table in the flower garden.



DAY 3 | Back to Bangkok

4

1530-1700: Stop for refreshments and explore the colorful Golden Hill Village



After 3 hours on the road, stop to stretch your legs at the picture-perfect **Golden Hill Village**. With its pastel shop facades and vintage stores, the tiny town looks like something straight out of a storybook.

Stop for drinks and a quick bite at one of the quaint cafes, and take back some handcrafted souvenirs from the stores.

After a much-needed break, complete the rest of your journey back to bustling Bangkok!

