

KLOOK

TRAVEL FEST



Paris & London

Itinerary Guide

WELCOME COUPON

15% OFF
Any Klook activity
Code: **<KLKUNIVERSE>**

MINIMUM SPEND OF P200;
MAX DISCOUNT OF P600;
FIRST TIMERS ONLY;
IN-APP PURCHASES ONLY

P750 OFF

on P7500 spend

Code: **<750UNIVERSE>**

FOR IN-APP
PURCHASES ONLY

P3000 OFF

on P25000 spend

Code: **<3KUNIVERSE>**

FOR IN-APP
PURCHASES ONLY

P6500 OFF

on P50000 spend

Code: **<6KUNIVERSE>**

FOR IN-APP
PURCHASES ONLY

P15000 OFF

on P100000 spend

Code: **<15KUNIVERSE>**

FOR IN-APP
PURCHASES ONLY





Before you go

Here are some suggested stays in London for every wallet size. These are conveniently located near central London, so it's easy for you to get around!

Budget	Hotel
USD 60/night and below	<ul style="list-style-type: none">• Generator Hostel London• London Waterloo Hostel• SoHostel London
USD 150/ night and below	<ul style="list-style-type: none">• London House Hotel• Central Park Hotel London• The Z Hotel Soho
USD 300/night and below	<ul style="list-style-type: none">• Park Plaza Westminster Bridge London• Citadines Trafalgar Square London• DoubleTree by Hilton Hotel London -Tower of London

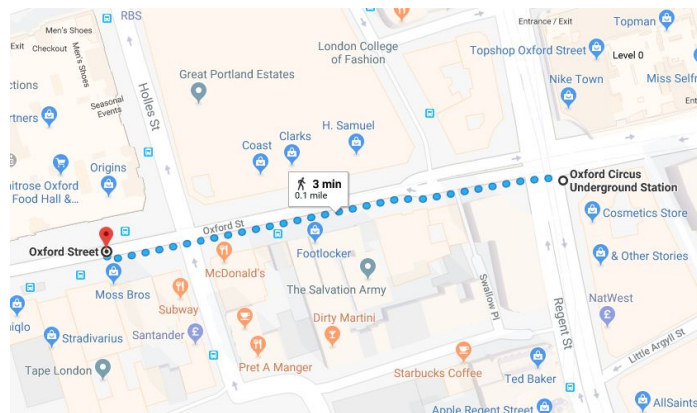
Here are some suggested stays in Paris for every wallet size. These are conveniently located within a close proximity to Paris city centre, so it's easy for you to get around!

Budget	Hotel
USD 60/night and below	<ul style="list-style-type: none">• Le Village Montmartre by Hiphophostels• Smart Place Paris Gare du Nord by Hiphophostels
USD 150/ night and below	<ul style="list-style-type: none">• Le Regent Montmartre by Hiphophostels• Le Grand Hotel De Clermont
USD 300/night and below	<ul style="list-style-type: none">• Le Rocroy Hotel Paris Gare du Nord• Celeste Hotel & Spa

DAY 1 OVERVIEW

Time	Activity	How To Get There
1000-1200	Upon arrival, check in to hotel then travel to Oxford Street .	It's easily accessible from multiple stations of the London Underground like Oxford Circus, Piccadilly Circus, and more.
1200-1500	Feel all your senses buzz in Oxford Street . Have lunch in Burger & Lobster	
1500-1630	Continue your shopping marathon in Regent Street	Regent Street is a short walk from Oxford Street
1630-1800	Discover hidden gems in Soho	Soho is a short walk from Regent Street
1800-2000	Dinner in Chinatown	Chinatown is a short walk from Soho
2000-2130	Join the lively atmosphere in Leicester Square	Leicester Square is a short walk from Chinatown
2130-2300	End the evening in Trafalgar Square	Trafalgar Square is a short walk from Leicester Square
	Return to hotel	

DAY 1 | London - West End



1

1200-1500: Feel your senses buzz in Oxford Street

That's the way to get that blood flowing after a tiring flight! This iconic shopping street in London is lined with endless department and flagship stores, making it a shopper's haven.

To treat that rumbling tummy, you can drop by Burger & Lobster in Oxford Circus for a lip-smacking lobster roll!

Getting there:

Oxford Street is the closest to the Oxford Circus Underground Station. Burger & Lobster is also a short walk from the station.

2

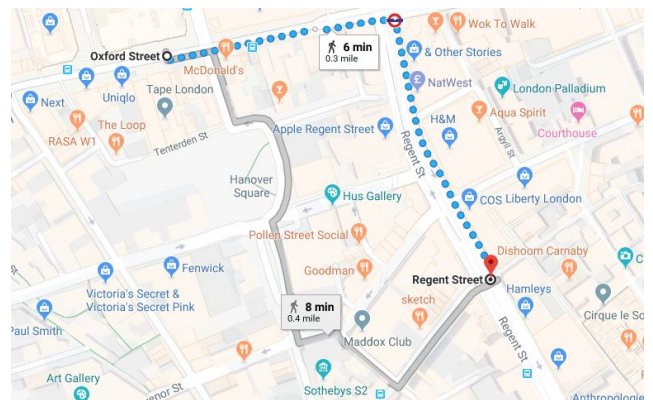
1500-1630: Continue your shopping marathon in Regent Street

A short walk from Oxford Street will bring you to Regent Street, recognisable by its striking curved buildings on either side of the street.

Even if you're not a fan of shopping, the architecture of the buildings as well as designs of each storefront are well worth a visit.

Getting there:

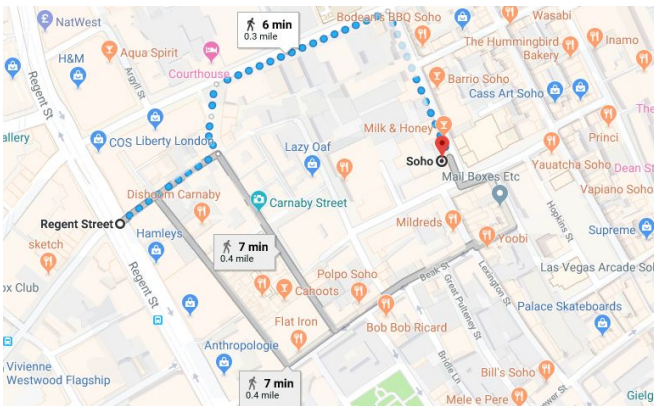
Regent Street is a short walk from Oxford Street.



DAY 1 | London - West End



Photo Credit: [Flickr](#)



4

1800-2000: Dinner in Chinatown

An enclave of bustling restaurants, grocery stores, bars, Chinese bakeries and more, Chinatown is filled with interesting things at every corner any time of day.

Grab dinner at one of the many eateries in Chinatown. A few notable locations include Rasa Sayang, Leong's Legend, Baozi Inn, and more.

Getting there:

Chinatown is a short walk from Soho

3

1630-1800: Discover hidden gems in Soho

This trendy and lively district in London is bordered by Oxford and Regent Street, as well as Leicester Square.

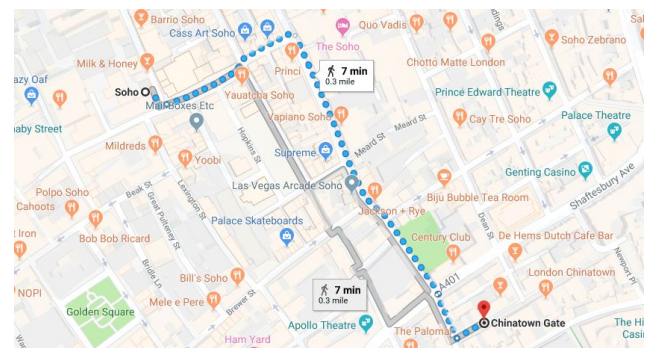
Stroll along the boutique areas of Carnaby Street and Berwick Street, or sit back and soak in the vibe in Soho Square.

Getting there:

Soho is just a short walk from Regent Street



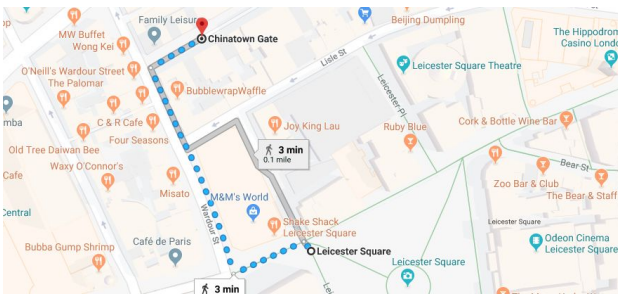
Photo Credit: [Flickr](#)



DAY 1 | London - West End



Photo Credit: [Flickr](#)



5

2000-2130: Join the lively atmosphere in Leicester Square

While Leicester Square may not be an enormous area, it sure does impress with its electric energy. Surrounded by theatres, bars, and restaurants, this iconic square in London is always buzzing with excitement.

A must-visit in Leicester Square, no matter how old you are, is the massive M&M's World spanning four storeys!

Getting there:

Leicester Square is a short walk from Chinatown

6

2130-2300: Have a chill evening in Trafalgar Square

Right by The National Gallery is Trafalgar Square, where you can see a recently unveiled statue in the form of a red, roaring lion that displays AI-generated poems!

A favourite spot for locals and tourist to people-watch, don't be shy to sing along or dance to the music by the street buskers as well!



Photo Credit: [Flickr](#)

Getting there: Trafalgar Square is a short walk away from Leicester Square

DAY 2 OVERVIEW

Time	Activity	How To Get There
	Leave for breakfast at Pimlico Fresh	Pimlico Fresh is a short walk from Victoria Station or the Pimlico Underground Station
0900-1000	Breakfast in Pimlico Fresh	
1000-1030	Travel to Evans Evans Tour in Victoria	Evans Evans Tour is a short walk from Pimlico Fresh
1030-1800	Live out your Hogwarts dream in the Warner Bros. Studio Tour - The Making of Harry Potter	
1800-1810	Travel to Bleecker Burger	Bleecker Burger is a 2-min walk from the Terminus Place Entrance of Victoria Station
1810-1930	Dinner in Bleecker Burger	
1930-1945	Travel to Hyde Park	Hyde Park is 14-min walk from Bleecker Burger. Alternatively, it's the closest to Marble Arch station on the Central Line and Hyde Park Corner station, on the Piccadilly Line.
1945-2100	Walk off your dinner in Hyde Park	

DAY 2 | Harry Potter Tour

1

0900-1015: Breakfast at Pimlico Fresh

This cosy two-room cafe a short walk from Victoria Station offers a selection of wholesome breakfast such as homemade granola, oatmeal, quiche and more.

A favourite option for diners in Pimlico Fresh is their sourdough toast. Choose from a variety of options like avocado, spanish eggs, bacons and more.



Photo Credit: [@vica_vica \(Instagram\)](#)

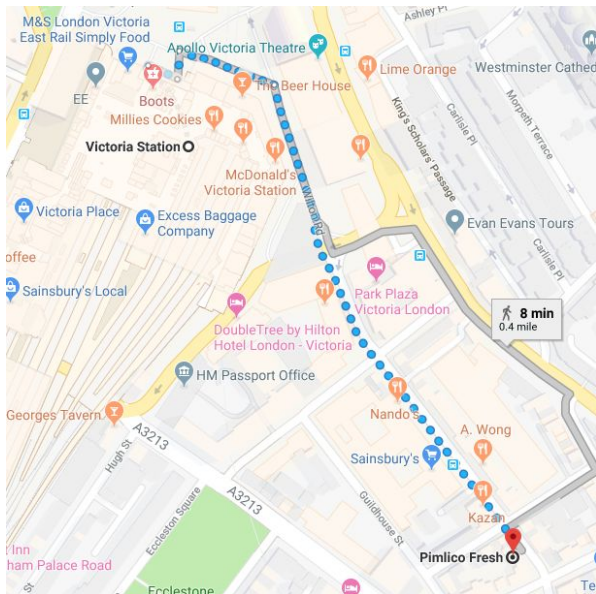
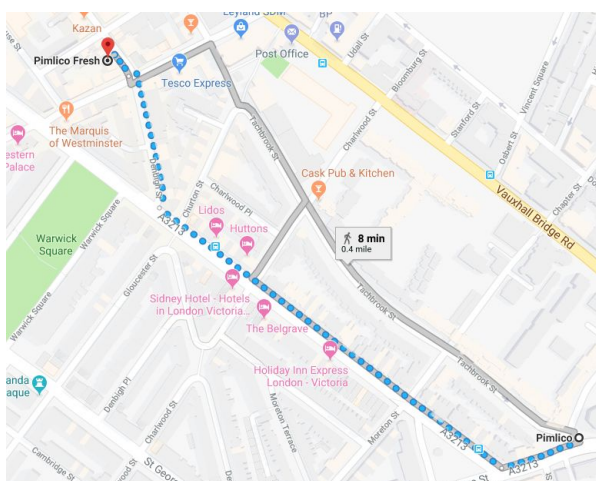


Photo Credit: [@bike_nicks](#)



Getting there:

Pimlico Fresh is a short walk from Victoria Station or the Pimlico Underground Station

Address: 86-87 Wilton Rd, Victoria, London SW1V 1DN, UK
Opening Hours: Monday to Friday, 7:30am to 6:30pm | Saturday & Sunday, 8:30am to 6pm
Nearest Station: Victoria Station / Pimlico Underground Station

DAY 2 | Harry Potter Tour

2

1030-1800: Break away from muggle world with a Harry Potter studio tour

If you're a Potterhead, make sure to join the [Warner Bros. Studio Tour](#) which lets you take a peek into the making of Harry Potter!

Step through the doors of the Wizarding School into the Great Hall, furnished with original props and costumes, while you live out your fantasy being accepted into Hogwarts!

Visit the studio sets of Platform 9 $\frac{3}{4}$, the Gryffindor common room, the Weasley's kitchen from The Burrow and more!



Follow in the footsteps of Harry, Ron and Hermione deep into the grounds of the Forbidden Forest, with an incredible 19 trees, each with a diameter of over 12 feet.

You'll also be able to control the weather using the same techniques created by filmmakers!

Meet Up Details:

10:30am - Evan Evans Tours, Victoria
(Please arrive at least 10 minutes before meet up time)



Address:

Evan Evans Tours, 258 Vauxhall Bridge Road, Victoria

Getting there:

Take bus 2/ 36/185/ N2/ N136 to Neathouse Place (Stop K), the destination is opposite on the street.

Alternatively, it's a short walk from Victoria Station

DAY 2 | Harry Potter Tour



3

1800-1930: Dinner in Bleecker Burger

Bleecker Burger has come a long way from being a popular street food stall to opening its own brick-and-mortar shop. Said to serve one of the best burgers in London, you can be assured you're getting the best ingredients!

The rare-breed, dry-aged beef used in Bleecker makes the hallmark of a great burger! Besides burgers, their milkshakes are quite the treat as well.

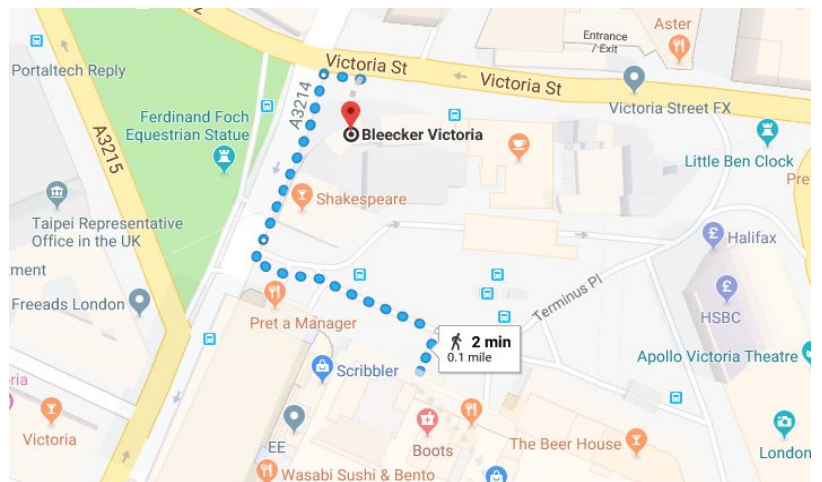
Getting there:

Bleecker Burger in Victoria is a 2-min walk from the Terminus Place Entrance of Victoria Station

Address: 205 Victoria Street, London, SW1E 5NE
Opening Hours: Daily 11am-11pm
Nearest Station Victoria Station



Photo Credit: [@bleeckerburger](https://www.instagram.com/bleeckerburger)



DAY 2 | Harry Potter Tour



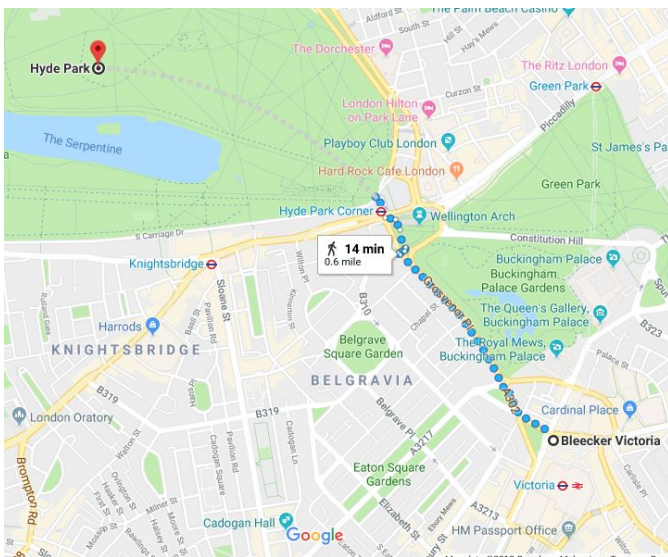
Photo Credit: [Flickr](#)

4

1945-2130: Walk off your dinner in Hyde Park

After a filling dinner of burger and milkshake, what better way to work off those calories than a walk through London's famous park. Right in the heart of London, Hyde Park spans over an area of 142 hectares. That is approximately 265 football fields!

As the largest Royal Park in London, it's easy to find your own secret nook or take part in one of the occasional or seasonal festivities. You can also rent one of the green and white folding chairs to sit back and soak in the atmosphere.



Getting there:

Hyde park is 14-min walk from Bleecker Burger. Alternatively, it's the closest to Marble Arch station on the Central Line and Hyde Park Corner station, on the Piccadilly Line.

Address: Hyde Park, London, UK

Opening Hours: Daily 5am-12 midnight

Nearest station: Marble Arch Underground Station / Hyde Park Corner Underground Station

DAY 3 OVERVIEW

Time	Activity	How To Get There
	Travel to Covent Garden	Covent Garden is a short walk from Covent Garden Underground Station
0900-1100	Breakfast in Bill's Covent Garden (St Martin's) Restaurant then join in the excitement at Covent Garden .	
1100	Begin your London Hop On Hop Off Tour . Board the bus from the Covent Garden stop.	Covent Garden is a short walk from stop #7 on the Yellow Line
1120-1250	Visit St Paul's Cathedral for a panoramic view of the city	It's a short walk from stop #8 on the Yellow Line
1210-1400	Go up to London's highest viewing platform at The Shard	It's a short walk from stop #10 on the Yellow Line
1405-1500	Lunch in Borough Market	It's a short walk from The Shard
1510-1600	Experience London's iconic Tower Bridge & Tower of London	It's a short walk from stop #10B-11 on the Yellow Line
1620-1800	Hop on the London Eye for a view of London like no other	It's a short walk from stop #13 on the Yellow Line
1810-1900	Check off the world-famous Big Ben & Houses of Parliament off your bucket list	It's a short walk from stop #14 on the Yellow Line
1910-1940	Admire the beauty of the gothic church of Westminster Abbey	It's a short walk from stop #14 on the Yellow Line
1950-2030	Breathe the same air as the Queen in Buckingham Palace	It's a short walk from stop #2 on the Yellow Line
2045-2230	Dinner in Flat Iron	Flat Iron is a short walk from the Oxford Circus Underground Station

DAY 3 | London Hop On Hop Off



Photo Credit: [Flickr](#)



Photo Credit: [Flickr](#)

1

0900-1100: Breakfast, then stroll around Covent Garden

Before you begin on a full day of sightseeing, first fuel up with a hearty breakfast in Bill's Covent Garden (St Martin's) Restaurant. Have your pick at the breakfast selection like your classic English breakfast to buttermilk pancakes and more.

After a breakfast, make your way to the Covent Garden Piazza. While it is always open, the shops typically start their operation at 10am to 11am. Join in the excitement of the piazza by catching the live street performances, discover the interesting fares at the market and more.

Getting there:

Both location are a short walk from the Covent Garden Underground Station

Address:

Restaurant - St Martin's Courtyard, Slingsby Pl, London WC2E 9AB, United Kingdom
Covent Garden Piazza - London, WC2E 9DD

Opening hours:

Restaurant - Monday to Saturday, 8am to 11pm | Sunday, 9am to 10:30pm
Covent Garden Piazza stores - Monday to Saturday, 10 to 7pm | Sunday, 11am to 4pm

Nearest Station: Covent Garden Underground Station



DAY 3 | London Hop On Hop Off

2

1120: Begin the London London Hop On Hop Off Tour

Embark on a day of sightseeing with this unlimited [London hop-on hop-off](#) bus pass for an open top bus ride. You can see the best of London with 3 main sightseeing tour routes.

You're free to drop by at any of their 65 stops across the city and embark on a journey in the streets of London

Arrive at your destinations quickly via 3 feeder services that connect to the major train stations and hotel districts



For a first-timer in London, we recommend going with the [Yellow Route](#). The start of the route is at Victoria and you can hop on or hop off anywhere along the route.

Begin your hop on hop off journey today at Covent Garden stop and pass through London's top attractions. Learn more each sights as you follow along the multi-lingual commentaries. You can also refer to the [bus map](#) and [bus timetable](#) for bus stops.



DAY 3 | London Hop On Hop Off



3

1120-1250: St Paul's Cathedral

Hop off at the [St. Paul's Cathedral](#) stop. Situated on Ludgate Hill at the highest point of the city, the church has a splendid panoramic view overlooking London.

This popular landmark doesn't serve just as an attraction but also as a center for various national events like royal weddings, state funerals and more.



4

1210-1400: The Shard

Standing at 310 metres high in the heart of London, it's hard to miss the distinguishable elongated glass pyramid of The Shard.

With arguably the best view of the city, make sure you Klook your ticket to ['The View' at The Shard](#), London's highest viewing platform.

If you feel like treating yourself, you can also opt for an [additional glass of champagne!](#) Who cares if it's only noon, you're on holiday after all.



DAY 3 | London Hop On Hop Off



Photo Credit: [Flickr](#)



Photo Credit: [Flickr](#)

5

1405-1500: Lunch in Borough Market

A melting pot of various enticing sights, smells, and taste, Borough Market is London's largest and oldest food market.

From gourmet food to freshly prepared paella and more, there's plenty to choose from for lunch. We highly recommend Kappacasein, which serves probably the best toasted cheese sandwich you'll ever have!

Aside from hot foods, you can also find artisanal cheese, antipasto and baked goods for sale at this popular wholesale and retail food market.

6

1510-1600: Tower Bridge & Tower of London

Adjacent to each other, it's easy to pick out these two iconic attractions in London. Klook your [Tower Bridge Exhibition Ticket](#) and experience stunning panoramic views of the city from the 43-meter tall glass walkway.

Make sure to get your [Tower of London Entry Ticket](#) from Klook as well if you want to explore the UNESCO Listed World Heritage fortress further. With the ticket, you can learn about the 1000 years of tumultuous history of executions, battlements, and more at The Tower of London.





7

1620-1800: London Eye

Standing at 135 metres, the [London Eye](#) proudly embellishes the London skyline. While admiring the view of this structure from afar or from below are quite magnificent itself, it surely doesn't beat the view you get from riding one of the pods.

The pods are air-conditioned and each rotation takes 30 minutes, so you'll have plenty of time to savour the view in comfort! Don't forget to get your [London Eye](#) ticket from Klook!

8

1810-1900: Big Ben & Houses of Parliament

The Houses of Parliament and Big Ben are easily two of London's most popular landmarks. On the top of many travellers' must-visit list, Big Ben and the Houses of Parliament are among the most recognised buildings in the world.

Did you know that, the name of the clock tower is actually Elizabeth Tower? Big Ben, on the other hand, actually refers to massive bell inside the clock tower!

Whether it's day or night, the view of the Houses of Parliament and Big Ben are quite spectacular.





9

1910-1940: Westminster Abbey

A site for coronations and other significant national ceremonies, the Westminster Abbey is beautiful gothic church as well as a UNESCO World Heritage Site.

Within the walls of Westminster Abbey, you will find a collection of paintings, intricate stained glass windows, religious artefacts, monumental sculptures and more.

10

1950-2030: Buckingham Palace

Serving as both the office and London residence of Her Majesty the Queen, the Buckingham Palace is a must-visit for those who are fans of the British royal family.

When the palace is not being used in its official capacity, visitors can join a [Buckingham Palace State Rooms Tour](#) to admire the heart of the working palace that are lavishly furnished with the finest treasures.



Photo Credit: [Flickr](#)




Photo Credit: [Flickr](#)



Photo Credit: londontown.com

11



Photo Credit: [Flickr](https://www.flickr.com/photos/flatironlondon/)

2045-2230: Dinner in Flat Iron

After a fruitful but tiring day of sightseeing, it's time for a simple yet delicious dinner. Make your way to Flat Iron for a no fuss, no frills meal. The only item on the menu, Flat Iron Steak, is cooked to perfection.

A perfectly cooked steak accompanied by creamed spinach and dripping cooked fries, this is a dinner of champions! The novel presentation of the dish which comes with a mini cleaver makes the dining experience that much more special.

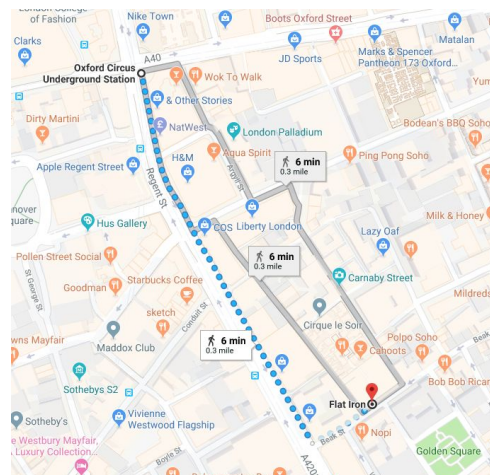
Getting there:

Flat Iron is a short walk from the Oxford Circus Underground Station

Address: 17 Beak St, Soho, W1F 9RW

Opening hours:
Monday to Wednesday, 11:45am to 11pm | Thursday, 11:45am to 11:30pm | Friday & Saturday, 11:45am to 12am | Sunday, 11:45am to 10:30pm

Flat Iron has [5 locations](#) located around London.



DAY 4 OVERVIEW

Time	Activity	How To Get There
	Leave for Camden Town	Camden Town is the closest to Camden Town Underground Station
1000-1330	Immerse yourself on the eclectic culture in Camden Town	
1330-1350	Travel to London King's Cross	Take the Northern Line from Camden Town to London King's Cross
1350-1430	Look for Platform 9 $\frac{3}{4}$ and the Harry Potter Shop in London King's Cross . Get a packed lunch for the train ride from London to Paris	
1430-1530	Walk to St Pancras International and check-in to your Eurostar train	St Pancras International is right by London King's Cross. Check-in for the Eurostar train is best to be done an hour before departure time
1530-1800	Eurostar from London to Paris	The duration of the train ride is approximately 2 hours 16 minutes
1800-1930	Upon arrival in Paris , check in to hotel then travel to the Louvre	Arrival at Paris Gare du Nord has easy access to the rest of the city
1930-2030	Admire the view of the Louvre at night	The Louvre is the closest to Paris metro stations Louvre-Rivoli and Palais Royal - Musée du Louvre
2030	Dinner in Les Petits Plats d'Emile	Les Petits Plats d'Emile is a short walk from the Louvre
	Return to hotel	

DAY 4 | Transit to Paris



1

1000-1330: Discover the weird & wonderful in Camden Town

A famous town known for its vibrant market as well as counter culture, simply walk down the high street of Camden to witness a cauldron of eclectic fashion stores, punk moments, unique cafes and more.

Being conventional is certainly not in the dictionary of Camden and the vibe in this city is unlike any other. Walk through the Camden Market and let your senses be stimulated by the myriad of sights, sounds and smells.

Get lost in the labyrinth of arched warrens, niche stalls and vintage shops in the indoor market. Quaint and whimsical, it's hard not to be charmed by this wonderful maze.

When you're hungry from all the walking and exploring, you can grab a bite at one of the many food vendors, restaurants and cafes around Camden Town.

It's also a great place to look for artisanal food that you can't find elsewhere!

Getting there: Camden Town can be accessed through the Camden Town Underground Station



DAY 4 | Transit to Paris

2

1350-1430: Look for Platform 9 $\frac{3}{4}$ in London King's Cross

Make your way to London King's Cross, which is located right next to the St Pancras International railway station.

At King's Cross is where you'll find the famous Platform 9 $\frac{3}{4}$ but don't go charging towards! Although we wish Hogwarts was real, perhaps the closest you can get is the Harry Potter Shop at Platform 9 $\frac{3}{4}$ right beside the half-trolley.



There are also a number for restaurants and cafes to dine at or to get a meal to-go.

Before getting on your train to Paris, it's good to get a packed lunch to bring onboard in case you get hungry during your train journey.

Depending on your train package, you might get served light meals onboard. Otherwise you may purchase your own food from the train's bar buffet.



Photo Credit: [Flickr](#)

Getting there:

London King's Cross is a major transportation hub and is easily connected by various railway station, tube stations and buses.

3

1430 - 1800: Eurostar from London to Paris

The London-Paris Eurostar train departs from London's St Pancras International railway station.

The brisk 2 hours and 16 minutes train ride is included in the [Eurail Global Pass](#), which is especially useful if you're travelling to other places within Europe.



Photo Credit: [Flickr](#)

Check-in for Eurostar train

It's good to arrive at least an hour before your train departs. Passengers need to be checked in at least 30 to 45 minutes before departure. Passport checks are done during the check-in before leaving the UK, so you can step straight off the train when you arrive in Paris.

Different travel classes

(1) Standard

- Arrive at the station 45-60 minutes before departure
- Great-value travel from London to Paris

(2) Standard Premier

- Arrive at the station 45-60 minutes before departure
- Spacious coaches and comfortable seats for a relaxed and refreshing journey
- A light meal and drinks served at your seat

(3) Business Premier

- Business Premier ticket gate (closes 10 minutes before departure) & boarding guarantee
- Access to exclusive lounge for free Wi-Fi, drinks and a bite to eat
- A three-course onboard meal designed with Raymond Blanc OBE

Arrival at Paris Gare du Nord

The London-Paris Eurostar trains arrives right in the heart of Paris at Gare du Nord station, which allows for easy access to different parts of the city.

DAY 4 | Transit to Paris



Getting there: The Louvre is the closest to Paris metro stations Louvre- Rivoli and Palais Royal - Musée du Louvre

Address: Rue de Rivoli, 75001 Paris, France
Opening Hours: Monday, Thursday, Saturday & Sunday, 9am to 6pm | Wednesday & Friday, 9am to 9:45pm

8

2030: Dinner in Les Petits Plats d'Emile

Dine in this bistro-style restaurant that serves traditional French cuisine. Also a favourite amongst locals, you can bet the food is going to be good!

Their menu changes according to the season, and of course, a French meal pairs the best with a glass of wine.

Getting there:

Les Petits Plats d'Emile is a short walk from the Louvre Museum

Address: 8 Rue Jean-Jacques Rousseau, 75001 Paris, France
Opening hours: Monday to Wednesday, 12pm to 2:30pm & 7:30pm to 10:30pm | Thursday & Friday, 12pm to 2:30pm & 7:30pm to 11pm | Saturday, 7:30pm to 11pm

7

1930-2030: Visit the Louvre at night

Home to the Mona Lisa and many other important masterpieces, it's a joy to delve into the Louvre's wealth of treasures!

Klook your [Louvre tickets](#) for skip-the-queue benefits into the world's largest art museum.

If you to visit on Wednesday or Friday, the museum is open until 9.45pm. Even if it's not open on the night you visit, it's still worth witnessing the wonderfully-lit museum.



Photo Credit: [@mh2p](#) (Instagram)



DAY 5 OVERVIEW

Time	Activity	How To Get There
	Paris Hop On Hop Off city tour	
0900-1000	Start your morning with a stroll in Jardin des Tuileries	It's a short walk from stop #4 on the Blue route
1000-1130	Walk down the iconic Parisian avenue of Champs-Élysées . Breakfast in Ladurée .	It's a short walk from stop #6-8 on the Blue route
1130-1200	Witness the commanding structure of Arc de Triomphe in person	It's a short walk from stop #10 on the Blue route
1210-1400	Go up the top of the world-famous Eiffel Tower	It's a short walk from stop #13 on the Blue route
1420-1600	Be charmed by the quaint area of the Latin Quarter	It's a short walk from stop #39 on the Green route
1610-1700	Skip the queue with a Klook tour of the Notre-Dame Cathedral	It's a short walk from stop #30 on the Green route
1710-1800	Watch the sunset in Jardin du Luxembourg	It's a short walk from stop #32 on the Green route
1800-1830	Witness the amazing architecture of the Pantheon	It's a short walk from stop #32 on the Green route
1840-2000	End the day with a relaxing picnic in Esplanade des Invalides	It's a short walk from stop #15 on the Blue/Green route

DAY 5 | Paris Hop On Hop Off



Paris Hop On Hop Off Tour

Enjoy fantastic views from an open top bus in Paris. Feel free to hop on and hop off as often as you wish with your [Paris OpenTour Bus Pass](#) and continue your journey on foot! This pass gives you access to 4 bus routes - Blue, Green, Red, and Yellow - which means you can visit all the must-see location in the most romantic city in the world.

For today's itinerary, the best route to take would be the Blue route followed by the Green route. As you ride the open top bus, you can also listen to the audio guides available in 10 languages and learn everything about the city!

For easy navigation, you can refer to the [bus map](#) for the different routes as well as the location of all the [activity stops](#). For those who purchased the Paris OpenTour Bus Pass from Klook, refer to the following for redemption instructions:

Redemption information:

- You can exchange your tickets at (1) any bus stop along the routes or (2) at the Visitor Centre
- Visitor Centre address: 13, rue Auber 75009 Paris (Stop #1 at the Blue route)
- Getting to Visitor Centre: Get down at Auber metro station or Opéra metro station

DAY 5 | Paris Hop On Hop Off



Photo Credit: [Flickr](#)

1

0900-1000: Jardin des Tuileries

Bonjour, Paris!

While the rest of the city is slowly getting out of bed, you can kickstart your day with a stroll in Jardin des Tuileries. Soak in the sun in the well-manicured French style gardens. Located between the Louvre and the Place de la Concorde, this public garden is quite popular amongst not just tourists but locals as well.

Address: 113 Rue de Rivoli, 75001 Paris, France
Opening Hours: Daily, 7am to 9pm



2

1000-1130: Champs-Élysées. Breakfast in Ladurée.

Easily the most famous avenue in the world, the Avenue des Champs-Élysées is every shopaholic's dream! From your luxury brands to chain stores, stylish cafes, and more, Champs-Élysées is a must-visit in Paris.



The perfect place for breakfast is, of course, at Ladurée. A French luxury bakery and sweets maker house knowns for their macarons, they also have a dizzying array of patisserie. You can get your pastry to-go or dine in at the restaurant attached to the bakery!

Address: Ladurée, 75 Av. des Champs-Élysées, 75008 Paris, France
Opening Hours: Daily, 7:30am to 11pm

DAY 5 | Paris Hop On Hop Off

3

1130-1200: Arc de Triomphe

From the tree-lined avenues of Champs Elysees, the end leads to the commanding structure of Arc de Triomphe. An iconic landmark significant to French history, make sure to Klook your way up the grand [Arc de Triomphe](#).

From the 360 degree vantage point, you'll see Montmartre, the Eiffel Tower and Montparnasse Tower



4

1210-1400: Eiffel Tower

Perhaps the most anticipated visit during your trip in Paris - the Eiffel Tower. This world-famous, iconic landmark needs no further introduction!

As expected, the queue to go up Eiffel Tower is famously long. It is after all, the most visited paid monument in the world.

Save your precious time and start exploring right away with an [Eiffel Tower Skip-the-Line Entry Ticket](#) from Klook!

If you want an even more elevated experience, we highly recommend getting an [Eiffel Tower Lunch with Skip-the-Line Access](#).





Photo Credit: [Flickr](#)

5

1420-1600: Latin Quarter

One of the oldest areas of Paris, the Latin Quarter or Quartier Latin is full of history and Bohemian charm. Explore the eclectic quarter and discover gems like the Shakespeare & Company Bookshop or the various arthouse cinemas.


If you haven't had lunch yet in Eiffel Tower, Latin Quarter is a great place to grab a bite to eat. There's La Closerie Des Lilas which loyal patrons were Ernest Hemingway and F. Scott Fitzgerald! With plenty of cafes and restaurants around, you're bound to find one that you like.

6

1610-1700: Notre-Dame Cathedral

Notre Dame or Notre-Dame Cathedral is a French Gothic Cathedral and a UNESCO World Heritage Site.

The Notre Dame offers beautiful, unobstructed views of Paris from the top level. Visitors can queue up for these views and as well as the tower's bells - seen in Victor Hugo's "Hunchback of Notre Dame". You can skip the queue with a [Notre Dame Cathedral ticket](#) from Klook.



7



1710-1800: Jardin du Luxembourg

Spend your evening at the beautiful Luxembourg gardens, a favorite among the Parisians.

If you're looking for a place to unwind, Jardin du Luxembourg is the perfect escape from the busy city. Read a book, have a picnic, people watch or simply take a stroll through the breathtaking gardens - this is the best place to enjoy a quintessential Parisian afternoon.

8

1800-1830: Pantheon

A neo-classical symbolic monument in the Latin Quarter of Paris, Pantheon was originally built as a church to house the relics of St. Genevieve. Today, Pantheon is a popular attraction which draws in travellers to witness its amazing architecture.







Photo Credit: [Wikipedia](#)

9

1840-2000: Esplanade des Invalides

End your day of the city tour with the Paris Hop On Hop Off at Esplanade des Invalides. This 12-hectare park sits right in front of the majestic Hotel des Invalides.

Built with the purpose as a dramatic lead to the Hotel des Invalides, this park is a favourite picnic spot among the locals to admire the view.

Walk along this huge esplanade, connecting from Pont Alexandre III to Grand Palais.



Photo Credit: [Flickr](#)



Photo Credit: [Flickr](#)

DAY 6 OVERVIEW

Time	Activity	How To Get There
	Travel to Disneyland Paris	It's a 2-min walk from Marne-la-Vallée - Chessy station
1000-2000	Have a magical day in Disneyland Paris and Walt Disney Studios Park	
2000-2100	Travel to Champs-Elysées	It's the closest to the Champs-Elysees - Clémenceau metro station
2100	Dinner in Pizza Pino	It's along the Champs-Elysées avenue

DAY 6 | Disneyland Paris



Transport to and from Disneyland Paris

Disneyland Paris, originally Euro Disney Resort, is actually located 32 km east of the centre of Paris. About 40-min drive by car, the most convenient and hassle-free way to get there from downtown Paris is by a private transfer.

Choose between 3 multi-purpose, modern air-conditioned vehicles to suit your traveling party. There's no need to worry about extra charges as the transfer service got you all covered from fuel costs to highway fees.

After a fun but tiring day in Disneyland Paris, all you want is a comfortable ride where you can sit and rest! So make sure to Klook your [private transfer](#) between Disneyland Paris and Downtown Paris.



Public transport to Disneyland Paris

The closest train station to Disneyland Paris is the Marne-la-Vallée - Chessy train station, which is about a 2-minute walk to the Disney Parks. The Marne-la-Vallée - Chessy station is an important hub and can be easily accessed by several railway networks.

From downtown Paris, take the Metro to Chatelet-Les Halles or Nation then interchange to the RER A Line and stop at the Marne-la-Vallée - Chessy station. The journey will take approximately an hour.



Photo Credit: [Flickr](#)

DAY 6 | Disneyland Paris



1000-2000: Have a magical day in Disneyland Paris

Let your magical begin in the happiest place on earth!

With Disneyland Paris and Walt Disney Studios Park side-by-side, you're bound to have a day filled with fun, excitement and adventure. If you purchased the 2-park ticket, you can visit both Disneyland Paris as well as Walt Disney Studios Park in 1 day. Klook your [open-dated Disneyland ticket](#) to enjoy skip-the-queue benefits!

Experience incredible special effects in Armageddon, learn about how Disney's animated films are created in the Art of Disney Animation, and even meet Marvel superheroes in Walt Disney Studios Park.

Then, head to Disneyland Park to explore the Big Thunder Mountain, Sleeping Beauty's Castle, and take on the ever-so-thrilling Tower of Terror! Make sure to meet some of the most beloved characters in Disney like Mickey Mouse, Donald Duck, and Peter Pan, to the Disney Princesses in the wonderful parade.

Most importantly, of course, is to stay till the end for the fireworks by Sleeping Beauty's Castle in Disneyland Paris!



DAY 6 | Disneyland Paris



Photo Credit: [Flickr](#)

Pizza Pino is a great family dinner location, a favourite go-to lunch spot, or the perfect cap to the evening after a night out.

Conveniently located at the popular Champs-Élysées, it's open all year round and late into the night!

2100: Dinner in Pizza Pino

Tuck into the ultimate comfort food after a tiring day in Disneyland. Pizza Pino in Champs-Élysées is a mix between a Parisian brasserie and a traditional Italian pizzeria.

The menu features a selection of mouth-watering pastas, risotto, burgers, and pizzas, of course.

Step into the restaurant and be welcomed by friendly atmosphere and the inviting smell of fresh pizza!


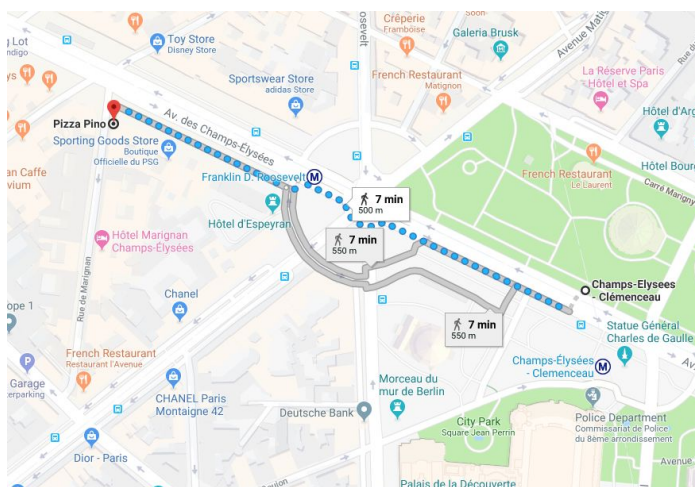


Photo Credit: [Flickr](#)



Getting there: Pizza Pino is a short walk from the Champs-Élysées - Clémenceau metro station.

Address:
31/33 Av. des Champs-Élysées, 75008 Paris, France

Opening Hours: Daily, 11:30am to 5am (next day)

DAY 7 OVERVIEW

Time	Activity	How To Get There
	Travel to Montmartre	
1030-1230	Paris Montmartre Guided Walking Tour	Meet up location for the tour is at the Anvers Metro Station
1230-1240	Walk to the Wall of Love	It's a short walk from the end of tour location
1240-1340	Search for the "I Love You" phrase in your native language on the massive Wall of Love	
1340-1400	Walk to Soul Kitchen	It's a 10-min walk from Wall of Love to Soul Kitchen
1400-1600	Lunch in Soul Kitchen	
1600-1645	Travel to Catacombs of Paris	Meet up location for the tour is a 2-min walk from the Denfert-Rochereau Metro Station
1645-1830	Skip the long queues of Catacombs of Paris with a private tour from Klook.	
1830	Depart for the airport	

DAY 7 | Montmartre & Catacombs



1

1000-1230: Paris Montmartre Guided Walking Tour

On your final day in Paris, visit the rustic and charming area of Montmartre in Paris. With plenty of gems and wonders, join a Paris Montmartre Guided Walking Tour from Klook so you don't miss out on the best that the district has to offer.

Visit the artsy and vibrant Place du Tertre, a public square full of activity and small shops lining the streets. Then it's over to the Basilica of the Sacre Coeur which watches over the village from the highest point. Other locations in the itinerary include Calvary Square, Place du Calvaire, Vignes de Montmartre, Moulin de la Galette and more. End the tour at Cafe des 2 Moulins, a popular watering hole and at the doorstep of the world-famous Moulin Rouge cabaret.

Itinerary:

- 10:30am meet your guide
- See the Place du Tertre
- Visit Basilica of the Sacré Coeur
- Visit the Place du Calvaire & Vignes de Montmartre
- Walk to the windmill Moulin de la Galette
- Visit the "Cafe des 2 Moulins"
- 12:30pm tour ends close to the Moulin Rouge cabaret



Meet up information:

- Meet up time - 10:30am (make sure to arrive early or on time)
- Meet up location - In front of Tourist Information kiosk in Anvers Metro Station

DAY 7 | Montmartre & Catacombs

2

1240-1340: Wall of Love

If you love love, then the Wall of Love or Le Mur des Je T'aime is a must-visit for you! Look for the 'I Love You' phrase in your native language on the massive wall mural!

If you're a true romantic, you can even learn to say 'I Love You' in all the different language. Hey, who knows, it might come in handy one day!

Getting there:

Wall of Love is a short walk from Moulin Rouge

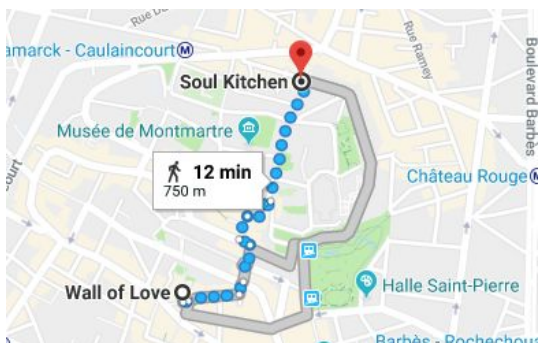
Address: Square Jehan Rictus, Place des Abesses, 75018 Paris, France
Opening Hours: Daily, 8am to 8:30pm



3

1400-1600: Lunch in Soul Kitchen

Just from the name of the restaurant itself gives you warm and fuzzy feeling. Serving great filter coffee as well as hearty and comforting food, Soul Kitchen is the perfect pick-me-up for a mid-afternoon.



Getting there:

Soul Kitchen is 10-min to 12-min walk from Wall of Love

Address: 33 Rue Lamarck, 75018 Paris, France
Opening Hours: Monday to Friday, 8:45am to 6pm | Saturday & Sunday, 10am to 6:30pm

DAY 7 | Montmartre & Catacombs



4

1645-1830: Catacombs of Paris

Almost like a known secret, Catacombs of Paris lie beneath the city with its centuries of history. A vast network of underground graveyard, the eerie catacombs is a stark contrast to the metropolitan and fashionable Paris that we're all familiar with.

Despite the grim nature of the catacombs, it is highly-visited by visitors. Deemed as one of the most taboo places on earth, you can join a [skip-the-line private tour to the Catacombs of Paris](#) from Klook for an unforgettable experience.

Discover the dark secrets of the underground graveyard as you walk down nearly 200 steps of a narrow spiral staircase then through the corridors where adorned by skulls and bones.

Tour meet-up information:

- Time: 4:45pm
- Location: Boutique "Bac Loto" souvenirs
- Address: 5 Avenue du Général Leclerc 75014

Please arrive at least 15 minutes prior to your scheduled time. No refunds will be issued for no-shows and late arrivals

Getting there:

By metro or RER: Take metro Line 4, 6, or RER B. Get off at Denfert-Rochereau Station and take a 2-minute walk.

Itinerary:

- 4:45pm meet up with the guide
- 5pm depart from the meet up location
- Follow the guide to explore Paris underground
- 6:30pm tour ends