

KLOOK

TRAVEL FEST

Tokyo
Itinerary Guide



WELCOME COUPON

15% OFF
Any Klook activity
Code: **<KLKUNIVERSE>**

MINIMUM SPEND OF P200;
MAX DISCOUNT OF P600;
FIRST TIMERS ONLY;
IN-APP PURCHASES ONLY

P750 OFF

on P7500 spend

Code: **<750UNIVERSE>**

FOR IN-APP
PURCHASES ONLY

P3000 OFF

on P25000 spend

Code: **<3KUNIVERSE>**

FOR IN-APP
PURCHASES ONLY

P6500 OFF

on P50000 spend

Code: **<6KUNIVERSE>**

FOR IN-APP
PURCHASES ONLY

P15000 OFF

on P100000 spend

Code: **<15KUNIVERSE>**

FOR IN-APP
PURCHASES ONLY





Before you go

Here are some suggested stays for every wallet size. These are conveniently located around Shibuya and Shinjuku, so it's easy for you to get around!

Budget	Hotel
USD 60/night and below	<ul style="list-style-type: none">• Do-C Ebisu• Imano Tokyo Hostel
USD 150/night and below	<ul style="list-style-type: none">• APA Hotel Shinjuku Kabukicho Tower• Citadines Central Shinjuku Tokyo• Dormy inn Premium Shibuya Jingumae• Shibuya Tobu Hotel Tokyo
USD 300/night and below	<ul style="list-style-type: none">• Hilton Hotel Tokyo• Trunk Hotel

Before leaving the airport, be sure to pick up the following items.

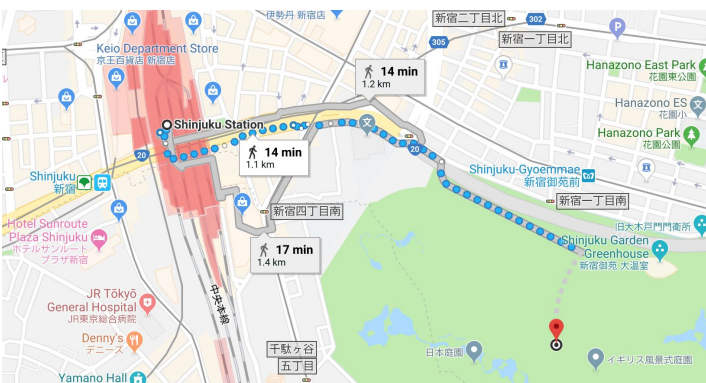
Item	Location
4G WiFi Device	<p>Narita International Airport (NRT) Terminal 1: QL Liner Counter, 1F, Arrival Counter in International Arrival Lobby North Wing Operating hours: 6.30am till last flight arrival</p> <p>Narita International Airport (NRT) Terminal 2: QL Liner Counter, 1F, Arrival counter in the International Arrival Lobby Operating hours: 6.30am till last flight arrival</p> <p>Haneda Airport (HND) International Terminal: NINJA WIFI counter, 2F, Keikyu Haneda Airport International Terminal Station Operating hours: 6.30am-11.45pm JAL ABC counter, 3F, Haneda Airport International Terminal Building Operating hours: 11.45pm-6.30am</p>
Tokyo Skyliner	<p>Narita International Airport (NRT) Terminal 1: HIS counter, 1F, International Arrival Lobby South Wing Operating hours: 8.30am-10pm</p>

Item	Location
<p>Tokyo Skyliner</p> <p>Tokyo Subway Ticket (24, 36 or 72 hours)</p>	<p>Narita International Airport (NRT) Terminal 2: HIS counter, 1F, International Arrival Lobby Central Building Operating hours: 8.30am-10pm</p> <p>Haneda Airport (HND) International Terminal: HIS counter, 2F, right hand side on the exit of Arrival Lobby Operating hours: 8.30am-10pm</p>
<p>JR Pass</p>	<p>Narita International Airport (NRT) Terminal 1:</p> <ul style="list-style-type: none"> • JR EAST Travel Service Center, B1F Operating hours: 8.15am-7pm • JR Ticket Office (Midori-no-Madoguchi) Operating hours: 6.30am-8.15am, 7pm-9.45pm <p>Narita International Airport (NRT) Terminal 2 - 3:</p> <ul style="list-style-type: none"> • JR EAST Travel Service Center, B1F Operating hours: 8.15am-8pm • JR Ticket Office (Midori-no-Madoguchi) Operating hours: 6.30am-8.15am, 8pm-9.45pm <p>Haneda Airport (HND) International Terminal:</p> <ul style="list-style-type: none"> • JR EAST Travel Service Center, Tokyo Monorail 2F Ticket Gate / Arrival lobby Operating hours: 6.45am-6.30pm

DAY 1 OVERVIEW

Time	Activity	How To Get There
	Arrive in Tokyo. Pick up travel essentials at the airport.	
	Arrival at hotel . Check-in and freshen up.	Tokyo Skyliner followed by other transfers, or private airport transfer.
1330-1400	Travel to Shinjuku Gyoen National Garden .	Walk 5 - 10 min to the garden, with access to multiple gates from various train stations.
1400-1530	Take a relaxing stroll in Shinjuku Gyoen National Garden . Have a picnic with some packed lunch	
1530-1545	Travel to LUMINE .	Walk 10-15 min from Shinjuku Gyoen National Garden (Shinjuku Gate) to LUMINE.
1545-1745	Shop till you drop at one of the four LUMINE buildings. Grab a bite at one of the many restaurants for lunch.	
1745-1815	Travel to Roppongi Hills Tokyo City View .	Walk 5-min to Shinjuku Station. Take the Oedo Subway Line to Roppongi Station. Follow Exit 3 and walk for 5-10 minutes to Roppongi Hills Mori Tower.
1815-1930	Enjoy the evening view of the city skyline from the observation decks of Roppongi Hills Tokyo City View .	
1930-1940	Travel to Gonpachi Nishiazabu .	Walk 10 min from Mori Tower to Gonpachi Nishiazabu.
1940-2045	Have dinner at Gonpachi Nishiazabu - the iconic restaurant which inspired the famous Kill Bill fight scene.	
2045-2100	Travel to Dining Bar with Magic Show .	Walk 15 min from Gonpachi to Dining Bar.
2100-2245	Arrive at Dining Bar 15 mins before the 9:15pm time slot. Experience the magic show while enjoying your desserts and free flow drinks.	
	Return to hotel .	Walk 3 min to Roppongi Station and head back to hotel.

DAY 1 | Shinjuku



1

1330-1530: Enjoy some fresh air at Shinjuku Gyoen National Garden

Shinjuku Gyoen is home to 3 main different types of gardens. The oldest garden is a traditional Japanese landscape garden where you can find the famous Kyu Goryo Tei (Taiwan Pavilion).

This is perfect for stretching out after a long flight. Make a pit stop at a convenience store on the way and pick up some onigiri for a Japanese picnic under the shade of lush trees!

Getting there:

There are 3 gates to the Shinjuku Gyoen National Garden: Shinjuku, Okido and Sendagaya.

- Shinjuku Gate is 15-min walk from New South Exit of JR Shinjuku Station, OR 5-min walk from Shinjuku-gyoemmae Station on the Marunouchi Subway Line
- Okido Gate is 5-min walk from Shinjuku-gyoemmae Station on the Marunouchi Subway Line
- Sendagaya Gate is 5-min walk from JR Sendagaya Station on the Chuo / Sobu Line

Admission Fee: JPY 200

Address: 11 Naitomachi, Shinjuku, Tokyo 160-0014

Opening Hours: Tuesday-Sunday, 9am-4.30pm (last entry at 4pm)

Note: Even though Shinjuku Gyoen National Garden is closed on Mondays, it's open daily during the cherry blossom season (late March to late April) as well as during the Chrysanthemum Exhibition (start to mid November). It's closed for New Year every year from December 29 to January 3.

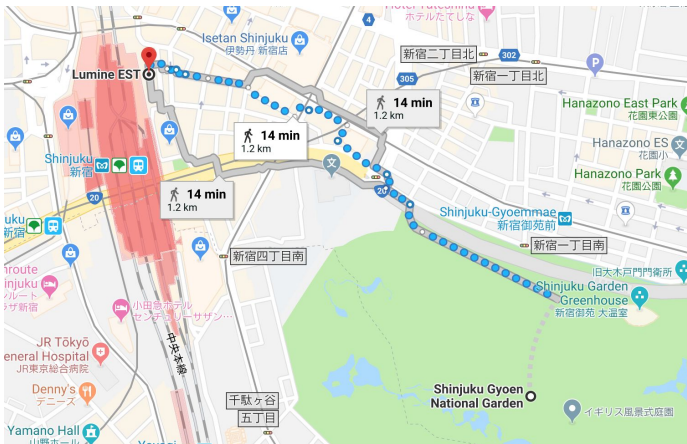
DAY 1 | Shinjuku

2

Tick off your Tokyo shopping list items at LUMINE

LUMINE consists of four different buildings - Lumine 1, Lumine 2, Lumine Est and Lumine 0 - for the best retail therapy!

The largest is Lumine Est with nearly 300 shops across 100 floors! All buildings are connected via Shinjuku Station.



Getting there:

LUMINE is a 10-15 min walk from Shinjuku Gyoen National Garden (Shinjuku Gate).

Address: 5-24-2 Sendagaya, Shibuya 151-8580, Tokyo Prefecture

Opening Hours: Weekdays 11am-9.30pm | Weekends & holidays 10.30am-9.30pm

Note: Opening hours may differ from store to store.

3

Enjoy the view at Roppongi Hills Mori Tower

This tower is one of Tokyo's tallest buildings and offers sweeping views of the city. The Tokyo City View observation deck is located on the 52nd floor with glass walls for 360-degree views. There is also a rooftop deck - Sky Deck on level 54.

Getting there:

From LUMINE, walk 1-5 mins to JR Shinjuku Station and hop off at Roppongi Station. Take Exit 3 and walk 5-10 mins to Roppongi Hills.

Admission Fee: JPY 1,800 (+ JPY 500 for Sky Deck)
Address: 6 Chome-10-1 Roppongi, Minato-ku, Tokyo, 106-0032
Opening Hours: Sunday-Thursday 10am-11pm | Friday & Saturday 10am-1am (last admission 1hr before closing)


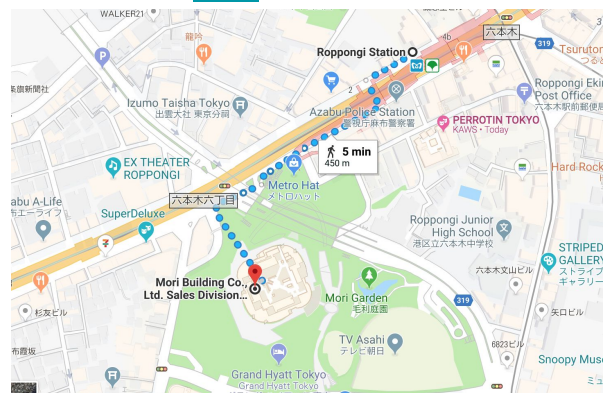


Photo Credit: [Flickr](#)



4

Dine at Kill Bill restaurant Gonpachi Nishiazabu

More famously known as the 'Kill Bill Restaurant', Gonpachi is a not just a novelty restaurant but offers diners a truly unique experience.

It's also a famous spot amongst notable figures including former President George W Bush!



Photo Credit: [Flickr](#)



Getting there:

Gonpachi Nishiazabu is a 10-min walk from Mori Tower.

Address: 1 Chome-13-11 Nishiazabu, Minato-ku, Tōkyō-to 106-0031

Opening hours: Daily 11.30am-3.30am (last order for food 1.45am and drinks at 3am)

5

End the night with a magic show at Roppongi Dining Bar

If the night is still young and you're keen on exploring some unique nightlife experience in Tokyo, this dining bar with a magic show is going to be up your alley.

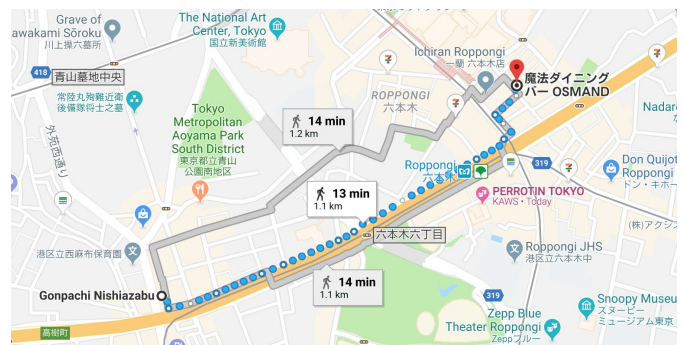
There are several dining packages to opt for but since it's after dinner, the unlimited 90-minute free drink session plus dessert is the best choice.

Getting there:

It's a 10 - 15 min walk from Gonpachi Nishiazabu.

Address: 〒106-0032 Tōkyō-to, Minato-ku, Roppongi, 4 Chome-6-7 MAHOU Dining Bar OSMAND (マハウダイニングバーオズマンド)

Opening Hours: Daily 7pm-11.30pm



DAY 2 OVERVIEW

Time	Activity	How To Get There
0930-1000	Travel to Tsukiji Fish Market .	Get to Tsukijishijo Station or Tsukiji Station and walk 5 to 7 mins to the Tsukiji Fish Market.
1000-1200	Have the freshest seafood meal in Tsukiji Fish Market and soak in the vibrant and authentic charm of the market.	
1200-1215	Travel to Hamarikyu Gardens .	Walk 15 mins from Tsukiji Fish Market to Hamarikyu Gardens.
1215-1315	Watch the sights in the distance from Hamarikyu Gardens and enjoy a cup of tea at the teahouse.	Take the JR Osaka Loop Line from Tennoji to Morinomiya Station.
1315-1345	Travel to Imperial Palace East Gardens .	Walk 10 mins to Hamamatsuchō Station. Take the Keihin Tohoku Line to Tokyo Station, then walk 10-15 mins to Imperial Palace East Gardens.
1345-1445	Take a stroll in the calm Imperial Palace East Gardens and marvel at the surrounding natural wonder.	
1400-1500	Travel to Tokyo Station .	Walk 10-15 mins to Tokyo Station.
1500-1700	Admire the architecture of Tokyo Station and stop for lunch at Ramen Street in the station.	Take the Midosuji Line from Shinsaibashi to Dobutsuen-Mae Station, Spa World is a 5 min walk away.
1700 - 1715	Travel to Akihabara .	Take the JR Yamanote Line. Stop at Akihabara Station.
1715-2100	Explore Akihabara , the 'Electric Town' of Japan with its many electronic, anime and manga shops as well as arcades and maid cafes. Have dinner at one of the restaurants before heading back to hotel.	
	Return to hotel.	

DAY 2 | Tokyo & Akihabara

1

1000-1200: Watch the bustling action of the Tsukiji Fish Market

Although the famous tuna auction and inner market of the Tsukiji Market has moved to the new location at Toyosu Fish Market, most of the outer market in Tsukiji still remains.

Located nearby, the newly opened Toyosu Fish Market allows free public access to observation decks where you can watch serious buyers conduct business in the tuna auction and other wholesale trades.



Photo Credit: [Flickr](#)



Photo Credit: [Flickr](#)

Soak in the vibrant and authentic charm as you stroll through the Tsukiji Fish Market. Don't be shy to stop at the vendors to look at fresh produce and miscellaneous goods being sold.

A visit to Tsukiji Fish Market isn't complete until you've had a fresh seafood meal, of course. For the complete experience, you can join a [Tsukiji Fish Market tour and sushi workshop](#). Just meet up at Hamamatsucho Bus Terminal and you'll be guided from start till end, including enjoying a lunch of your self-made sushi!



Getting there:

It's a 5-min walk from Tsukiji Station (Hibiya Subway Line) to Tsukiji Fish Market

Address: 5 Chome-2-1 Tsukiji, Chūō, Tokyo 104-0045
Opening hours: Monday-Saturday, 5am till early afternoon

2

1215-1315: Find your zen at Hamarikyū Gardens

After a bustling morning at the fish market, taking a stroll in the serene Hamarikyū Gardens couldn't be any different. As you take a stroll in the garden, you get to enjoy sights calm seawater ponds and tall buildings in the distance peeking out in the background amongst the lush foliage of the garden.

Getting there:

Hamarikyū Gardens is 15-min walk from Tsukiji Market.

Admission Fee: JPY 300

Address: 1-1 Hamarikyūteien, Chūō, Tokyo 104-0046

Opening Hours: Daily 9am-5pm (last entry at 4.30pm)

Note: Hamarikyū Gardens is closed every year from 29 December 29 until 1 January



Photo Credit: [Flickr](#)



3

1345-1445: Marvel at the Imperial Palace East Gardens

The Tokyo Imperial Palace is primary residence of the Emperor of Japan, and while it is closed to the public, visitors can visit the Imperial Palace's East Gardens or the Kokyō Higashi Gyoen free of charge.

The inner grounds are open on 23 Dec or 2 Jan. The Imperial Family may even make a public appearance!

Getting there:

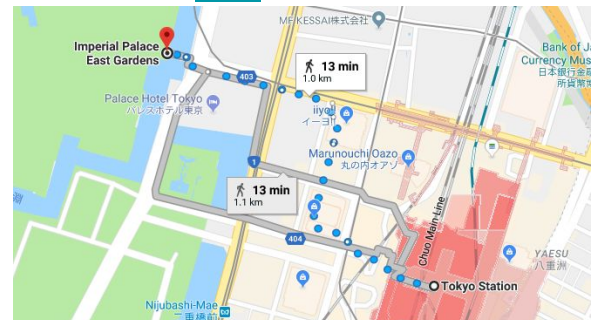
From Hamarikyū Gardens, walk 10 mins to Hamamatsuchō Station. Take the Keihin Tohoku Line to Tokyo Station then walk 10-15 mins to Imperial Palace

Address: 1-1 Chiyoda, Tokyo 100-8111, Japan

Opening Hours: Tuesday-Thursday & Weekends 9am-4.30pm



Photo Credit: [Flickr](#)



DAY 2 | Tokyo & Akihabara

4



Photo Credit: [Flickr](#)

1500-1700: Admire the architecture of at Tokyo Station

Tokyo Station isn't just a transit location - it's also quite a famous spot for visitors for its unique architecture. Aside from the marvellous architecture, the station is also home to over a hundred shops and restaurant.

After all that walking and strolling the park, you're probably starving by now. Grab a bite to eat at the Tokyo Station Ramen Street where you will find a plethora of shops serving more ramen than you're able to slurp.

A famous spot that many gravitate to is Rokurinsha, where you're guaranteed a bowl of tsukemen you'll never forget. Just a little warning, the queue can get pretty long!

Getting there:

Walk 10-15 minutes from Imperial Palace East Gardens to Tokyo Station.

Address: 1 Chome Marunouchi, Chiyoda, Tokyo



Photo Credit: [Flickr](#)

5

1715-2100: Explore Akihabara the famous 'Electric Town'

Fellow anime, gaming and otaku fans, you've finally reached heaven! Dubbed the 'Electric Town', Akihabara has made a name for itself for having a electronic shops, arcades, maid cafes and other themed restaurants.

Head to the main street Chuo Dori or to Bic Camera - one of the largest electronic appliance chains in Japan for all your needs. Pick up a [tourist discount coupon](#) to enjoy 7% off your purchases!

Getting there:

Take the JR Yamanote Line to Akihabara Station.

Address: Akihabara, Taitō, Tokyo 110-0006



Photo Credit: [Flickr](#)



DAY 3 OVERVIEW

Time	Activity	How To Get There
0930-1000	Travel to Yoyogi Park .	Get to Harajuku Station on JR Yamanote Line and walk 10 min walk to Yoyogi Park.
1000-1200	Visit the Meiji Shrine at Yoyogi Park and join the eclectic crowd.	
1200-1225	Travel to Torikatsu Chicken .	Walk 20 - 25 min to Torikatsu Chicken in Dogenzaka.
1225-1325	Discover the hidden spot for the best homemade katsu you'll ever taste in Torikatsu Chicken .	
1325-1350	Travel to Takeshita Street, Harajuku .	Walk 5-min to Shibuya Crossing then 18-min to Takeshita Street.
1350-1700	Walk around the famous Harajuku district, visiting famous spots like Takeshita Street, Omotesando, Ura-Hara , and more.	
1700-1730	Travel to Tokyo Metropolitan Government Building .	Get to Harajuku Station, take Yamanote Line to Shinjuku Station. Switch to Oedo Line and get to Tochomae Station, then walk 3-min to Tokyo Metropolitan Government Building.
1730-1900	Enjoy the view of the city from one of the cafe in the observatories of the Tokyo Metropolitan Government Building.	
1900-1915	Travel to Omoide Yokocho , then Golden Gai .	Walk 12-min to Omoide Yokocho, then walk 7-min to Golden Gai.
1915-2115	Explore the web of alleyways in Omoide Yokocho and Golden Gai . Grab a bite to eat at the izakaya and yakitori joints.	
2115-2130	Travel to Kabukicho .	Walk 3-min from Golden Gai to Kabukicho.
2130-2400	Experience the much-raved Tokyo nightlife along the neon-lit streets of Kabukicho and visit the unique Robot Restaurant .	
	Return to hotel .	

DAY 3 | Harajuku & Kabukicho

1

1000-1200: Head to the famous Yoyogi Park

As one of Tokyo's largest parks, Yoyogi Koen has wide lawns, ponds and a forest park - making it a place great for strolling, jogging, picnicking or other outdoor activities. One of the biggest points of attractions in Yoyogi Park is the Meiji Shrine, as well as other notable attractions like the Kiyomasa's Well and Kamaishi Bridge.

Another draw of Yoyogi Park is actually the crowd itself, making it a great location for people watching. Due to its close proximity to Harajuku, you can find a gathering of eccentric characters. From street performers to rockabilly gangs, cosplayers, lolitas and more - some may be performing for the public while others are just hanging out.

Admission to Yoyogi Park is FREE.

Getting there:

Get to Harajuku Station on JR Yamanote Line and walk 10-min from the station to Yoyogi Park.

Address: 2-1 Yoyogikamizonocho, Shibuya, Tokyo 151-005
Opening Hours: Always open



Photo Credit: [Flickr](#)



Photo Credit: [Flickr](#)



2

1225-1325: Have the best katsu at Torikatsu Chicken

Ready for a little treasure hunt? Tucked into a small alley in Shibuya is Torikatsu Chicken - a humble joint owned by an old couple.

They serve some delicious *katsu* cooked on the spot, including pork, squid and mackerel. Prices are affordable and taste and quality unrivalled!



Getting there:

Torikatsu Chicken is 20 - 25 min walk from Yoyogi Park.

Address: 2-16-19 Dogenzaka, Shibuya, Tokyo 150-0043
Opening Hours: Weekdays 11am-3pm, 4pm-9pm | Saturdays 11am-8pm



Photo Credit: [@voon_choi](#)

DAY 3 | Harajuku & Kabukicho



Photo Credit: [Flickr](#)



Photo Credit: [Flickr](#)

3

1350-1700: Embrace the quirkiness of Harajuku

With your tummy filled and content, take a slow walk to Harajuku. While en route, take in the surroundings of the ever-vibrant Shibuya. Make sure to pass through the iconic Shibuya Crossing!

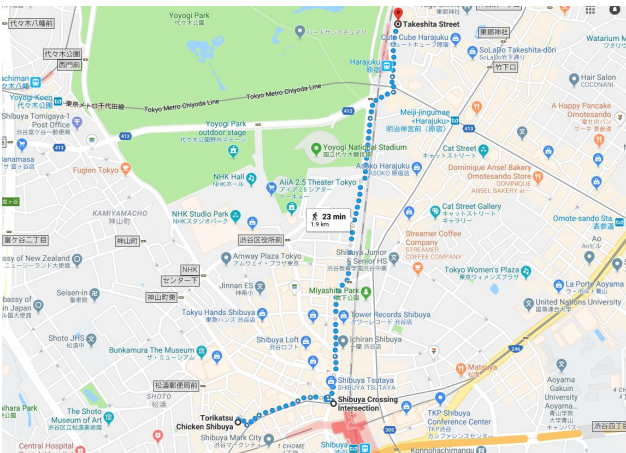


Photo Credit: [Flickr](#)

One of the busiest (albeit most unique) part of the Harajuku area is Takeshita Street. You know you've arrived at Takeshita Street when you spot the massive arch at the start of the street right by Yoshinoya. The streets lined with trendy fashion items, quirky used clothes, snack stands and fast food outlets make for quite the lively atmosphere.

As you reach the South end of Takeshita Street, you'll come to a distinctly different surroundings at Omotesando. This tree-lined avenue is regarded as the 'Champs-Elysees of Tokyo'. Ura-Harajuku (more commonly known as Ura-Hara) is where you'll find smaller, independent shops with modern and vintage themes.

Getting there:

Harajuku is a 20-min walk from Torikatsu Chicken. Pass Shibuya Crossing on the way.

Address: Harajuku, Jingumae, Shibuya, Tokyo 150-0001

DAY 3 | Harajuku & Kabukicho

4



Photo Credit: [Flickr](#)



Photo Credit: [Flickr](#)



1730-1900: Relax with a view at Tokyo Metropolitan Government Building

If it's still too early for dinner, a great pit stop you can make is to the Tokyo Metropolitan Government Building. The name might suggest a boring ol' office building but you cannot be more wrong!

It's one of the best places in Tokyo that offers visitors with a stunning view of the cityscapes below. Best of all, it's free admission! It's separated into South Observatory and North Observatory, and you're free to compare the view between the two.

Getting there:

Walk to Harajuku Station and take the Yamanote Line to Shinjuku Station. From Shinjuku Station, take the Oedo Line to Tochomae Station. Walk 3 mins from the station to Tokyo Metropolitan Government Building.

Address: 2 Chome-8-1 Nishishinjuku, Shinjuku, Tokyo 163-8001
Opening Hours: North Observatory - Daily 9.30am-11pm | South Observatory - Daily 9.30am-5.30pm

5

1915-2115: Go on a yakitori crawl at Omoide Yokocho & Golden Gai

Omoide Yokocho is also known as Memory Lane or Piss Alley. This stretch of a narrow alley which predates back to the postwar era is filled with izakaya and yakitori joints.

A few minutes walk away, Memory Lane connects to Shinjuku Golden Gai. Also a network of alleys containing modest bars and restaurants, you'll be spoilt for choice on where to eat and drink.

Getting there:

Omoide Yokochō is a 12-min walk to from Tokyo Metropolitan Government Building. At Omoide Yokochō, walk 7-min to get to Golden Gai.

Address: Shinjuku Omoide Yokochō, 1丁目-2 Nishishinjuku, Shinjuku-ku, Tōkyō-to 160-0023, Japan | Shinjuku Golden Gai, 1丁目-1 Kabukichō, Shinjuku-ku, Tōkyō-to 160-0021, Japan



Photo Credit: [Flickr](#)



6

2130-2400: Experience Tokyo nightlife at Kabukicho



Photo Credit: [Flickr](#)



You're free to spend the evening hopping around joints in Memory Lane and Golden Gai but if you're up for extra glitz, the Kabukicho district is the place to go. Flashing neon lights line the streets of Kabukicho together with a seemingly endless number of bars and pubs.

Often regarded as the top nightlife spot in Tokyo, you'll have a hard time trying to visit all the interesting bars. It's worth visiting the [Robot Restaurant](#) if you're keen on experiencing a nightlife that is truly unique. Bizarre and energetic, this glittery show has multi-coloured lasers, flashy dancers, and robots set in a themed restaurant. You certainly can't get this anywhere!

Getting there:

Walk 3-min from Golden Gai to Kabukicho.

Address: Kabukicho, Shinjuku, Tokyo 160-0021, Japan



DAY 4 OVERVIEW

Time	Activity	How To Get There
0930-1000	Travel to Tokyo SkyTree .	Get to Tokyo SkyTree Station or Oshiage Station 'SKYTREE' then walk 3-min to Tokyo SkyTree.
1000-1200	Catch the morning view of the city from the Tokyo SkyTree observatory and head down to Tokyo Solamachi for breakfast.	
1200-1220	Travel to Asakusa .	Walk 20-min to Asakusa district.
1220-1420	Visit famous spots around the traditional district of Asakusa , try out the rickshaw ride, samurai experience and dine on local delights.	
1420-1430	Travel to Ueno Park .	Get to Asakusa Station, take the Ginza Line to Ueno Station, then walk 3-min to Ueno Park.
1430-1630	Do as the locals do with a relaxing picnic beneath the trees at Ueno Park and visit famous landmarks around the area.	
1630-1730	Travel to Oedo-Onsen-Monogatari .	Get to Ueno Station, take the Ginza Line to Shimbashi Station, then change to Yurikamome Line. Arrive at Telecom Center Station and walk 8-min to Oedo-Onsen-Monogatari.
1730-2230	Melt all your strain and stress away at Oedo-Onsen-Monogatari , an onsen theme park, that is sure to leave you feeling refreshed and ready to take on the next day.	
	Return to hotel .	

DAY 4 | Asakusa & Ueno

1

1000-1200: Catch the morning view at Tokyo SkyTree

Standing tall at 634 metres, Tokyo SkyTree is the world's tallest tower! The main feature the tower is the three-storey observatory at 350 metres and another observatory at 450 metres which has a spiral, glass-covered skywalk.

The best time to visit if you want to beat the crowd is to go early in the morning! Solamachi is also located at Tokyo Skytree. A department store with more than 300 labels, it's perfect for some shopping! You can also grab a bite at one of the many dining options available there.

Pro-tip: If you get the [Klook Tokyo SkyTree Ticket & Solamachi coupon combo](#), it comes with a voucher worth JPY1,000 to go shopping in Solamachi!

If you're interested on what makes Tokyo SkyTree stand out, read more on the [differences between Tokyo Tower and Tokyo SkyTree](#).

Getting there:

Walk 3-min to Tokyo SkyTree from Tokyo SkyTree Station

Alternatively, walk 3-min to Tokyo SkyTree from Oshiage Station 'SKYTREE'

Admission Fee: JPY1,850 (first observatory)) + JPY 1,030 for second observatory

Address: 1 Chome-1-2 Oshiage, Sumida, Tokyo 131-0045

Opening Hours: Daily 8am-10pm



2

1220-1420: Visit the traditional district of Asakusa

This traditional downtown district in Tokyo is famous for Sensoji Temple, a historical sight on many Tokyo must-visit lists. Many overlook the rest of the temple grounds, but it's a nice place for a relaxing stroll around.

The Nakamise Shopping Street, a short walk away from Sensoji Temple is a 250-metre street lined with a hundred stalls selling everything from snacks to souvenirs, handmade goods and more. If you're feeling a bit tired of walking, you can also take a [rickshaw tour around Asakusa!](#)

There are also other nearby locations that you can get some shopping done such as Asakusa's Underground Shopping Center.

To elevate your experience in Asakusa even more, imagine walking the streets of the city dressed in the traditional armor of the medieval Japanese warrior - the samurai! With the [Samurai Armor Experience](#), you'll definitely be quite the spectacle and feel as if you've been transported back to ancient Japan.



Photo Credit: [Flickr](#)



Photo Credit: [Flickr](#)



DAY 4 | Asakusa & Ueno



Photo Credit: [YouTube](#)



Photo Credit: [Flickr](#)

When you're feeling peckish, there are plenty dining options, whether it's an order of unagi don at Unagi Irokawa, an addictive monja-yaki at Tsukushi Okonomiyaki, a comforting serving of sukiyaki at Yonekyuuhonten or a sugary Jumbo Melonpan at Asakusa Kagetsudo. With so much to eat and try, you can also get them to-go for picnic at the next destination.



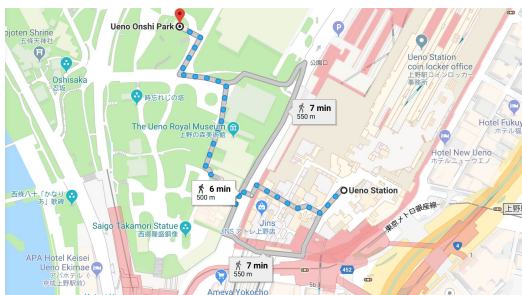
Getting there:

The Asakusa area is a 20-minute walk from Tokyo SkyTree.

Address: Asakusa, Taitō, Tokyo 111-0032, Japan



Photo Credit: [Flickr](#)



3

1430-1630: Wander the grounds of Ueno Park

Officially named Ueno Onshi Koen, it's mostly referred to as Ueno Park. Another one of Tokyo's large and stunning parks, it takes up an area of approximately 53,000 square meters. The park is home to many sightseeing spots including Ueno Zoo, Kaneiji Temple, Shinobazu Pond, Toshogu Shrine and more.

Getting there:

Take the Ginza Line from Asakusa Station to Ueno Station. Walk 3-min to Ueno Park.

Address: 5-20 Uenokoen, Taitō, Tokyo 110-0007, Japan
Opening Hours: Daily 5am-11pm

6

1730-2230: Melt your stress away at Oedo-Onsen-Monogatari

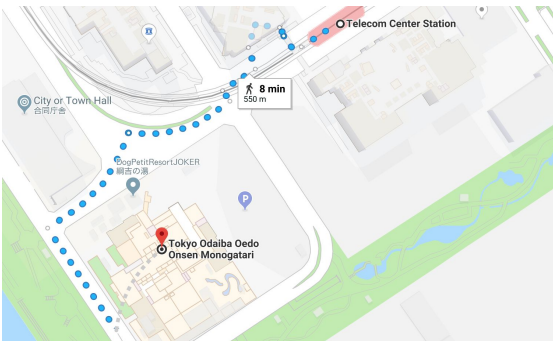


A visit to Japan in general isn't complete until you've visited an *onsen*, also known as natural hot spring. [Oedo-Onsen-Monogatari](#) is a premium natural onsen theme park in Odaiba.

Give your tired muscles some TLC and soak in the healing waters of the natural hot springs from 1,400 metres underground. There are 13 varieties of baths including indoor baths in the onsen theme park.



Aside from soaking in the onsen, you can also stroll around the theme park in your yukata. There are adjoining arcades, Hirokoji and Happakuyacho, where you can do some shopping or window shopping.



Have a quick meal at one of the restaurants there before heading back to your hotel.

Getting there:

From Ueno Station, take the Ginza Line to Shimbashi Station then change to the Yurikamome Line. Stop at the Telecom Center Station and walk 8-min to Oedo-Onsen-Monogatari.

Address: 2 Chome-6-3 Aomi, Kōtō-ku, Tōkyō-to, Japan 135-0064
Opening Hours: Daily 11am-9am

DAY 5 OVERVIEW

Time	Activity	How To Get There
0700-0800	Travel to Tokyo Disneyland / Tokyo DisneySea .	<p>Get to Maihama Station on either the JR Keiyo Line or JR Musashino Line.</p> <p>Tokyo Disneyland Walk 6-min from Maihama Station to Tokyo Disneyland</p> <p>Tokyo DisneySea Walk 3-min from Maihama Station to Resort Gateway Station on the Disney Resort Monorail. Stop at Tokyo DisneySea Station, walk 1-min to Tokyo DisneySea.</p>
0800-2200	Get to the theme park an hour early to ensure you're one of the first ones to enter. Spend the most magical day at one of the Tokyo Disney parks and make sure to stay till the fireworks!	
	Return to hotel .	

DAY 5 | Tokyo Disney Resort

1

0800-2200: Have the most magical day at Tokyo Disneyland or Tokyo DisneySea

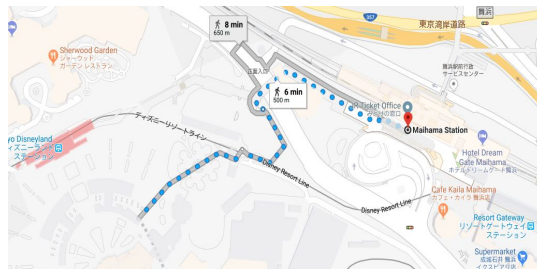
Easily the most magical places in Japan, your trip to Tokyo is a waste if you didn't visit at least one of the 2 Tokyo Disney parks! Tokyo Disneyland and DisneySea certainly don't need any introduction but if you're keen on getting into the nitty gritty details and hack, check out the Klook [guide to Tokyo Disneyland](#) and [guide to Tokyo DisneySea](#). They have everything you need to know from tips to beating the queues, must-try rides, where to eat and more!

Getting there:

Take the JR Keiyo Line or JR Musashino Line and stop at Maihama Station. Walk 6-min to Tokyo Disneyland or hop on the Disney Resort Line monorail to Tokyo DisneySea.

Admission Fee: JPY 7,400 for a [1-Day Pass](#)
Address: 1-1 Maihama, Urayasu, Chiba Prefecture 279-0031 | 1-13 Maihama, Urayasu, Chiba Prefecture 279-0031
Opening Hours: Daily 9am-10pm

Note: Opening hours may differ on certain dates and special holidays. To be sure, you can check beforehand on [Tokyo Disney Resort's calendar](#). Due to parks' popularity, you can expect to find queues forming hours even before the park gates open. So, do allow yourself ample time to get to the park so you can be there early if you want to maximize your day.



DAY 6 OVERVIEW

Time	Activity	How To Get There
0800-0840	Travel to Hamamatsucho Bus Terminal .	Get to Hamamatsucho Bus Terminal to meet up with tour group.
0840-2030	Spend the day with a day trip to see Japan's iconic mountain and lake, Mount Fuji and Lake Ashi .	Meet the guide at Kyoto station or Karawamachi station
	Return to hotel .	

DAY 6 | Mount Fuji & Hakone



1

0840-2030: Mount Fuji-Hakone day trip

Mount Fuji is synonymous with Japan and it's definitely worth joining a day trip when you're visiting Tokyo! Trek over the mountains of Hakone and cruise through the cool water of Lake Ashi.

Enjoy the breathtaking view of Mt. Fuji on the Mt. Komagatake Ropeway journey where you can take in the wonder of Japan's famous mountain at an elevation of 2,300 metres on Mt. Fuji's 5th Station. During this full day tour, you can witness the beauty of Japan's natural landscapes which have captured the hearts of many.



Itinerary:

- 8.50am Departure from Hamamatsucho Bus Terminal
- Mt Fuji 5th Station (30 min)
- Lunch (50 min)
- Lake Ashi Cruise (15 min)
- Mt. Komagatake Ropeway (50 min)
- Hakone-en (Drop off location 1)
- 5pm-7.30pm Odawara Station (Drop off location 2)
- 8.30pm Sukiwabashi Intersection in Ginza (Drop off location 3)

Pick Up Information:

Time: 8.40am

Location: Hamamatsucho Bus Terminal

Address: 2 Chome-4-1 Hamamatsuchō, Minato-ku, Tokyo

Arrive at meeting place 10-15 minutes beforehand. Tour bus will leave on time. Latecomers will not be able to join the tour and no refunds will be issued.

DAY 7 OVERVIEW

Time	Activity	How To Get There
0900-0930	Travel to Ginza .	<p>Get to Ginza Station on the Hibiya, Marunouchi Line or Ginza Subway Line.</p> <p>Alternatively, get to Yurakucho Station on the JR Yamanote Line, JR Keihin-Tohoku Line or Yurakucho Subway Line</p> <p>To join Ginza food tour, get to JR Kinshicho Station South Gate for meet-up.</p>
0930-1500	Explore Ginza on foot for last-minute shopping and food hunting!	
	Return to hotel and depart for home.	



Photo Credit: [Flickr](#)



1

0930-1500: Get some last minute shopping done in Ginza

Aside from Shibuya and Shinjuku, Ginza is arguably another famous upmarket shopping destination in Tokyo! The district is also great for dining and entertainment with its plethora of department stores, boutiques, art galleries, restaurants and cafes.

One of the more upscale places in Japan, you can find just about any brand name in fashion and cosmetics in Ginza. A few of the top shopping destinations include Ginza Six, Ginza Wako, Tokyu Plaza Ginza, Mitsukoshi, Matsuya, the 12-floor Uniqlo and more.

Shopping aside, popular shopping street Sunamachi Ginza is also known for its roster of family-owned restaurants with scrumptious recipes over 60 years old! To hit up all the best food spots, join a [half day food and drink tour along Sunamachi Ginza](#).

Getting there:

Get to Ginza Station on the Hibiya, Marunouchi Line or Ginza Subway Line
Alternatively, get to Yurakucho Station on the JR Yamanote Line, JR Keihin-Tohoku Line or Yurakucho Subway Line

Address: Ginza, Chūō, Tokyo 104-0061, Japan