

KLOOK

TRAVEL FEST



Hong Kong Itinerary Guide

WELCOME COUPON

15% OFF
Any Klook activity
Code: **<KLKUNIVERSE>**

MINIMUM SPEND OF P200;
MAX DISCOUNT OF P600;
FIRST TIMERS ONLY;
IN-APP PURCHASES ONLY

P750 OFF

on P7500 spend

Code: **<750UNIVERSE>**

FOR IN-APP
PURCHASES ONLY

P3000 OFF

on P25000 spend

Code: **<3KUNIVERSE>**

FOR IN-APP
PURCHASES ONLY

P6500 OFF

on P50000 spend

Code: **<6KUNIVERSE>**

FOR IN-APP
PURCHASES ONLY

P15000 OFF

on P100000 spend

Code: **<15KUNIVERSE>**

FOR IN-APP
PURCHASES ONLY





Before you go

Here are some suggested stays for every wallet size. These are conveniently located near tourist spots in Barcelona and Madrid, so it's easy for you to get around!

Budget	Hotel
USD 60/night and below	<ul style="list-style-type: none">• Comic Guest House (Tsim Sha Tsui)• Boutique 1946 Inn (Tsim Sha Tsui)• The Mahjong Boutique (Kowloon)
USD 150/night and below	<ul style="list-style-type: none">• H1 Hotel (Mongkok, Kowloon)• Crowne Plaza Hong Kong (Kowloon East)• Hyatt Regency Sha Tin Hotel (Sha Tin)
USD 300/night and below	<ul style="list-style-type: none">• The Salisbury - YMCA of Hong Kong (Tsim Sha Tsui)• Two MacDonnell Road (Central)• Lanson Place Hotel (Causeway Bay)• Royal Plaza Hotel (Mongkok, Kowloon)

Before leaving the airport, be sure to pick up the following items.

Item	Location
4G WiFi Device	Hong Kong International Airport Service Counter: Counter A08, Arrival Hall, Level 5, Terminal 1, HK International Airport (Daily 6:30am-11:00pm)
Hong Kong Tourist Octopus Card with Preloaded HKD50	Hong Kong International Airport: Arrivals Area Counter A13 (7:00am-11:00pm)
Hong Kong Airport Express Train Ticket (QR Code Direct Entry)	Hong Kong International Airport: Scan QR Code to enter gate at destination station

DAY 1 OVERVIEW

Time	Activity	How To Get There
0730-0800	Ride the Airport Express Train from the airport to Central MTR Station.	
0900-1030	Breakfast at Brunch Club in Central.	Take the exit d2 from Central MTR station and walk for 15 minutes
1030-1045	Walk to the meet up point of the Central Street Art Tour to kickstart your Hong Kong adventure.	Brunch Club is only a 5 minute walk to the meet up location
1100-1200	Check out the coolest street art around Central Hong Kong .	
1215-1230	Ride the Peak Tram up to the Peak.	15 minute walk from Central Street Art meet up point to the Peak Tram
1230-1330	Grab lunch over at the Peak at Bubba Gump and Kala Toast .	Shop 304 & 305, Level 3, The Peak Tower, The Peak, Hong Kong
1330-1500	Walk off the calories at Madame Tussauds and pose with your favorite celebrities!	
1500-1530	Head down the Peak Tram and take an MTR to Tsim Sha Tsui	
1530-1730	Bring out your inner chef and attend a Cantonese Cooking Class	Meet up point: Shop 221, Level 2, K11 Art Mall, 18 Hanoi Road, Tsim Sha Tsui, Kowloon (Tsim Sha Tsui MTR Exit D2)
1730-1745	Head on over to the nearest Big Bus Tour pick up to see more of Tsim Sha Tsui	
1745-1840	Tour Hong Kong on the Blue Line	
1845-1945	Climb up the Sky100 Observatory	Get dropped off at the 17th stop
1945-2100	Dinner at Dim Dim Sum Jordan	10 minute drive
	Head back to hotel	

DAY 1 | Central & Tsim Sha Tsui



1

0730-8000: Hit the ground running with the Hong Kong Airport Express Train

With the [Airport Express Train](#), you can arrive at Hong Kong's city centre from the airport in just over 20 minutes! Not only is this the fastest way to get to the city, but it also happens to be the most affordable option. Plus - you get to enjoy free WiFi on board, too! In purchasing your voucher, simply choose the closest district to your accommodation and then present the QR code upon entry at the gate. It can't get any easier than that!

Getting there:

The Hong Kong Airport Express Train station is located inside Hong Kong International Airport.

2

0900-1030: Start the day with a hearty breakfast at Brunch Club

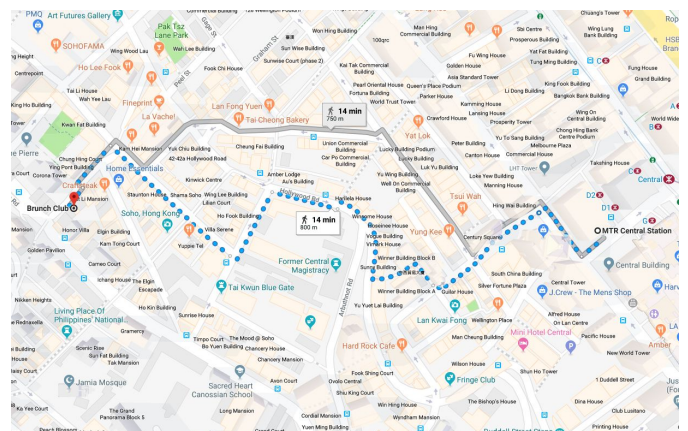
After leaving your bags at your hotel, it's time to fuel up for the long day ahead. It doesn't matter when you arrive in Hong Kong because [The Brunch Club](#) serves all-day breakfast! This means you can dig into breakfast classics like Eggs Benedict and Banana Waffles whenever you want.

Klook Pro-Tip: Enjoy 25% off their delicious a la carte menu when you Klook The Brunch Club voucher!

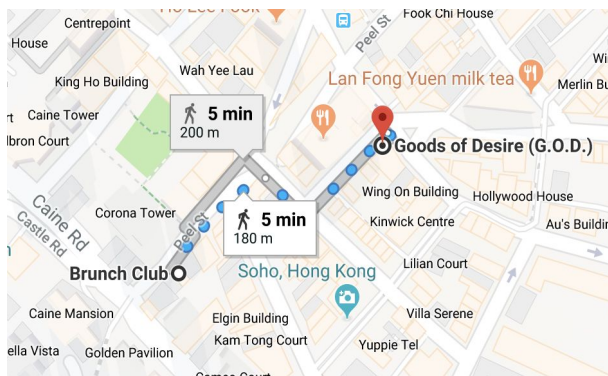
Getting there:

Take Exit E from Central MTR station and walk for 15 minutes.

Address: G/F, 70 Peel Street, Soho, Central
Opening Hours: Monday-Saturday 8am-10.30pm |
Sundays 8am-6pm



DAY 1 | Central & Tsim Sha Tsui



3

1030-1200: Check out Hong Kong's street art

Once you're all filled up and ready to go, it's time to explore! Join a Central Street Art tour to discover more about the city's contemporary art scene. Not only will you get some really cool Instagram photos out of it, but this tour will also take you to some hidden gems around the city!

Getting there:

5 min walk from the Brunch Club.

Meet Up Point: Goods of Desire, 48 Hollywood Road, Central

4

1200-1230: Take the peak tram to the highest point in Hong Kong

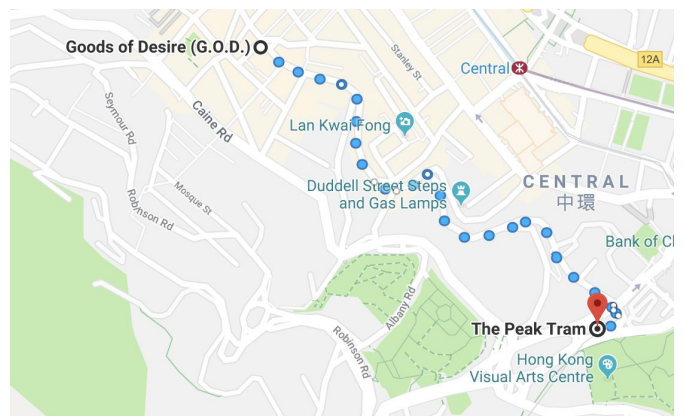
Once you've circled Central's hippest street art scene, make your way to the Peak Tram and skip the line with [Klook's Peak Tram Fast-Track ticket!](#)

Hop on board the Peak Tram and ride up to Victoria's Peak, where you'll encounter stunning views of the whole city! Make sure to have those cameras ready because this is one sight you wouldn't want to forget!


Getting there:

15 min walk to the Peak Tram from G.O.D. (48 Hollywood Road, Central)

Address: Peak Tram, Central, Hong Kong
Operating hours: Daily 7am-midnight



DAY 1 | Central & Tsim Sha Tsui



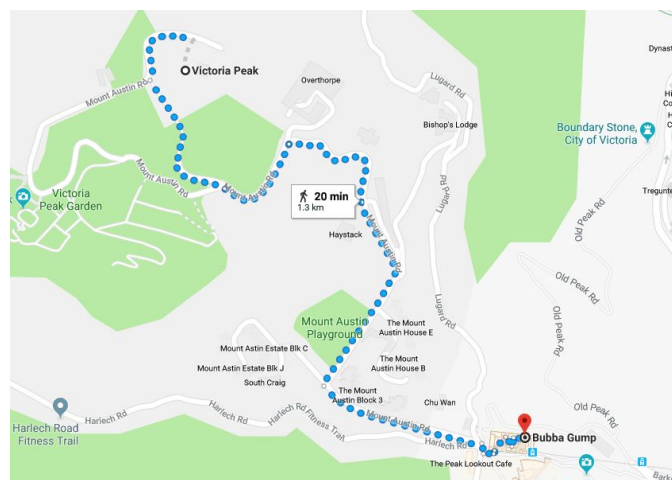
Still hungry? Head down to [Kala Toast](#) and munch on some delicious cheese sandwiches! Whether you eat it immediately or save it for later, this cheese-filled snack is sure to delight all your senses with its four-cheese rainbow goodness! Yep - that's right!

For that IG-worthy snapshot, pull the slices apart to reveal the colorful mix of mozzarella, cheddar, gruyere and emmental! Don't forget to follow it up with their signature fruity fizz rainbow drink to complete the experience!

5

1230-1330: Chow down on some food at [Bubba Gump Shrimp Co](#) and [Kala Toast](#)!

Once you've reached the peak, head on over to [Bubba Gump Shrimp Co.](#) and indulge in fresh seafood! Check out Klook's available food packages for delicious food options such as the BBQ Ribs, Mama Blue's Southern Charmed Fried Shrimp and the Bubba's Secret Meatballs Pasta! And the best part? You'll be able to dine with the view of Hong Kong's magnificent skyline.



Getting there:

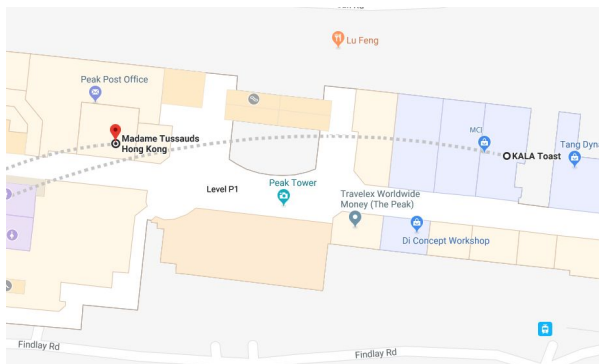
Walk straight down Mount Austin Rd for 20 minutes

Address: The Peak Tower, 128 Peak Road, The Peak, Hong Kong

6

1330-1500: Meet your favorite celebrities at Madame Tussauds

Food, check! Now it's time to make your way to [Madame Tussauds](#) and walk off those calories! Here at Madame Tussauds, you'll be able to make your dreams come true by snapping a selfie with your favorite celebrities like Jackie Chan and Taylor Swift! In addition to that, this museum is quite the Instagram hotspot with their newest exhibit - Yayoi Kusama's Gallery!



Getting there:

Madame Tussauds is located in the same floor as Kala Toast, so it's a short walk from there!

Address: Shop 1010, The Peak Tower, 128 Peak Rd, The Peak, Hong Kong

Opening Hours: Daily 10:00am-10:00pm

DAY 1 | Central & Tsim Sha Tsui



7

1530-1730: Bring out your inner chef with a Cantonese cooking class!

Make your way down from The Peak and hop on a MTR train to Tsim Sha Tsui for a [Cantonese Cooking Class!](#) It's no secret that Hong Kong's food is absolutely divine, so why not learn the tricks of the trade and bring those lessons back home to your own kitchen? Learn how to make Fried Abalone with Bell Pepper or Fried Shrimp with Honey Sauce from a professional chef - and then eat it afterwards! Don't worry - you don't have to be an expert to join! All beginners are welcome and will be properly accommodated by veteran chefs!

Getting there:

Walk for 7 min from Tsim Sha Tsui MTR Exit D2 (via Nathan Rd)

Address: Meet up at Shop 221, Level 2, K11 Art Mall, 18 Hanoi Road, Tsim Sha Tsui, Kowloon



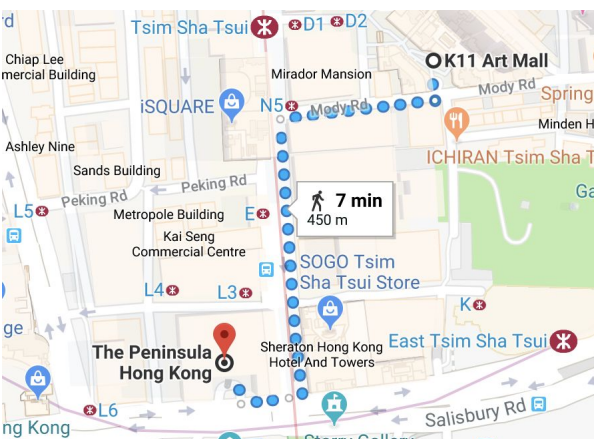
8

1730-1840: Hop on the Big Bus Tour's Blue Line and explore Kowloon!

Now you've gotten to know Hong Kong through its food, it's time to see more of the city's hotspots! After the class, walk on over to the nearest [Big Bus Tour](#) stop at the Peninsula and hop on the Blue Line tour bus to discover the vibrant streets of Kowloon! Apart from Tsim Sha Tsui, this tour will take you through the endless street markets or Temple Street and the shopping district of Nathan Road! Feel free to hop off the bus anytime to explore this vibrant part of town even further!

Getting there:

Walk down Nathan Road for around 5-10 minutes to the nearest hop on stop at The Peninsula, Hong Kong



DAY 1 | Central & Tsim Sha Tsui

7

1845-1945: Experience captivating views of the city from the Sky100 Observatory!

Hop off stop number 14 of the Big Bus Tour Blue Line and climb up the observatory deck of Sky100 for the most spectacular views of Hong Kong! With your [Sky100 Pass](#), you'll be taken to the 100th floor observation deck to feast your eyes on Hong Kong's stunning skyline. We understand if you're uneasy being at the 100th floor of the city's tallest building - but trust us - the moment you set your eyes on 360 degree views of Hong Kong, you'll be incredibly happy you pushed through!



Getting there: Ride the Big Bus Tour Blue Line and hop off on stop number 14 - Sky100! This will take you directly to the Sky100 attraction.

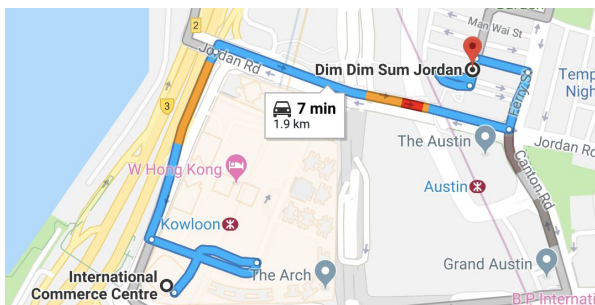
Address: International Commerce Center (ICC), 1 Austin Rd W, West Kowloon, Hong Kong

Opening hours: Sunday to Thursday 10:00am - 9:00pm | Friday and Saturday 10:00am - 10:30pm

9

1945-2000: Cap off your first night in HK with some dim sum at Dim Dim Sum Jordan

After viewing Hong Kong beautiful skyline, it's time to cap off your day with a delicious meal! Just 10 minutes away from the Sky100 building, you'll find Dim Dim Sum Jordan, a local favorite specializing in dim sum and other Chinese classics! Not only is it affordable, but the food is absolutely divine - and often compared to the famous Din Tai Fung. Try out their Piggy Custard Buns, Prawn Hargow, Crispy Flour Rolls with Shrimp and make sure to wash it down with their signature milk tea drink! This just proves that you don't have to spend a fortune to get delectable options in Hong Kong.



Address: 1 Austin Rd W, West Kowloon, Hong Kong
Opening Hours: Daily 10:00am-10:00pm

Getting there: Dim Dim Sum Jordan is located just 10 minutes away from Sky100

DAY 2 OVERVIEW

Time	Activity	How To Get There
0830-1000	Grab breakfast at a nearby convenience store!	A couple minutes walk from your accommodation
1000-1030	Wait for your private attraction transfer and head on over to Hong Kong Disneyland .	
1030-1300	Have a magical day at Hong Kong Disneyland!	
1300-1430	Fill your bellies with food using your Disneyland Meal Coupon .	Take the JR Osaka Loop Line from Tennoji to Morinomiya Station
1430-1730	Check out the Jungle River Cruise, Tarzan's Treehouse and It's A Small World.	
1730-1900	Indulge in some Cantonese food at Plaza Inn for dinner.	Take the Chuo Line from Morinomiya to Hommachi and transfer to the Midosuji line and alight at Shinsaibashi.
1915-1945	Hop on your attraction transfer shuttle and make your way back to your accommodation.	Meet up with your driver before 9pm outside Disneyland's gates

DAY 2 | Hong Kong Disneyland

1

0830-1000: Grab some snacks at the nearest convenience store to go!

Since you'll be starting your day bright and early, it may be quite difficult to locate a breakfast restaurant nearby that's open early. That said, head on over to the nearest convenience store to your accommodation and grab some goods for breakfast and the trip to Disneyland! You'll be surprised with the wide range of options, so make sure to only stick with what you need.

Since you won't be using your [Octopus card](#) for transportation today, you can use up some of the loaded cash included to pay for your breakfast and snacks!



Getting there: We're sure that there are several convenience stores near your accommodation!

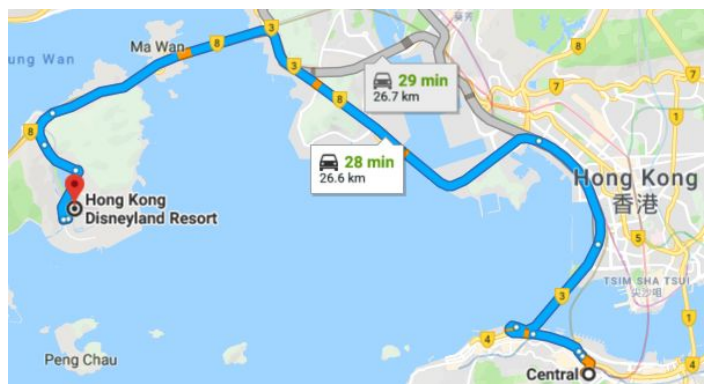
2

1030-1430: Have a magical day over at Hong Kong Disneyland!

Once you're all energized from breakfast, hop on your attraction transfer and head over to the happiest place on earth - [Hong Kong Disneyland](#)! We recommend arriving right before opening to get dibs on all the fun rides! Make sure to leave no stone unturned and visit all attractions and parks from Main Street USA to Tomorrowland.

For a list of cannot-miss attractions, we have: Big Grizzly Mountain Runaway Mine Cars, Hyperspace Mountain, Mystic Manor, Jungle River Cruise, Tarzan's Treehouse, It's A Small World, and of course - the final show parade!

Getting there: The best way to get to Hong Kong Disneyland is via private vehicle, so make sure to book your [attraction transfers](#) beforehand! From Central Hong Kong, it'll take around 30 minutes to arrive at Lantau Island.



DAY 2 | Hong Kong Disneyland

Bonus: Fuel up with some snacks using your Disneyland Meal Coupon

Mid-way through your adventure, make sure to fuel up with your [Disneyland meal coupon](#) during lunch time! Drop by any of the theme park's restaurants and simply present your voucher to avail of any meal that your heart desires. With so much rides and attractions to see and do, you definitely have to recharge and get the energy flowing!



3

1730-1900 Indulge in Cantonese cuisine for dinner at Plaza Inn

Before enjoying the last full show parade, head on over to [Plaza Inn](#) restaurant for a scrumptious Cantonese meal, located at Main Street USA! Avail of Klook's meal voucher and enjoy a dinner set including dim sum, sauteed seafood, vegetables and more! With the feast you're about to have, surely all of your cravings will be well satisfied.



Getting there:

From the park's main entrance, walk straight ahead and right before the rotunda, you'll find Plaza Inn located on the left.

Address: Main Street USA, Lantau Island, Hong Kong Disneyland Resort, Hong Kong

Opening Hours: Sunday-Wednesday, Saturday:

10:30am-9:00am | Thursday-Friday 10:30am-8:45pm

4

Travel back to your hotel via private attraction transfer

Once the final parade show commences, it's time to say goodbye to the happiest place on earth. By this time, you're sure to be quite exhausted from all of the rides, attractions and food you've enjoyed, so make sure to book yourself a [private attraction transfer](#) back home for the ultimate convenience!



DAY 3 OVERVIEW

Time	Activity	How To Get There
0800-0830	Hop on the MTR to Sheung Wan	
0830-0945	Dim sum breakfast at Lin Heung Kui in Sheung Wan	4 minutes walk from Sai Ying Pun MTR Station Exit A2
0945-1000	Walk over to the TramOramic Western Market Terminus and wait for departure	Sheung Wan MTR Exit B, turn right and walk along Des Voeux Road Central for a minute, you'll see the tram lines and the station
1030-1130	Enjoy Hong Kong's historic landmarks from the TramOramic Hong Kong Tour! Hop off Central and grab a famous Egg Tart at Tai Cheong Bakery!	10-minute walk from Central MTR Station Exit D2
1130-1230	Hop off the TramOramic Tour tram at Causeway Bay and check out the Avenue of Stars, North Point and Times Square!	
1245-1400	Lunch at San Ka La in Causeway Bay	Take the exit A from Causeway Bay MTR station and walk for 10 minutes
1400-1500	Travel to Ngong Ping 360 (Tung Chung Station) through private attraction transfer	
1500-1530	Travel to Lantau Island via Ngong Ping 360 Crystal Cabin	
1530-1730	Explore Lantau Island	
1730-1830	Head back to the city via private attraction transfer	
1830-2000	Grab a drink at Heeretea to sip on as you explore the streets of Mongkok	Take Exit C from Hong Kong MTR Station or Exit D2 from Central Station and walk for 8 minutes to get there.
2000-2130	Dinner at Hee Wan Roasted Kitchen	2 minutes walk from Mong Kok MTR Station Exit E2
2130-2200	Take an MTR to Lan Kwai Fong	
2200-late	Pub crawl your way through Lan Kwai Fong!	Take Tsuen Wan Line or Island Line to Central, then exit from D1; turn right to Pedder Street and walk until you reach Queen's Road Central, turn left when you get to D'Aguilar Street

DAY 3 | Sheung Wan & Lantau Island



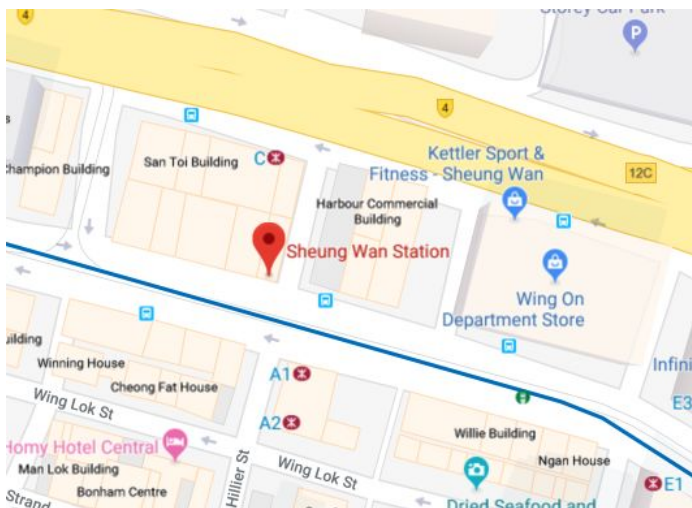
1

0830-0830: Hop on the MTR to Sheung Wan

One great thing about Hong Kong is its efficient transportation system! You can easily arrive from point a to point b in a matter of minutes without being hassled by complex train lines. That said, you should take advantage of this and explore Hong Kong's more popular districts such as Sheung Wan! Although it's considered Hong Kong's main business district, the area is dotted with amazing restaurants and endless shopping!

Getting there:

Arrive at Sheung Wan by taking the MTR to Sheung Wan Station and take Exit D.



2

0830-0945: Munch on some dim sum for breakfast at Lin Heung Kui

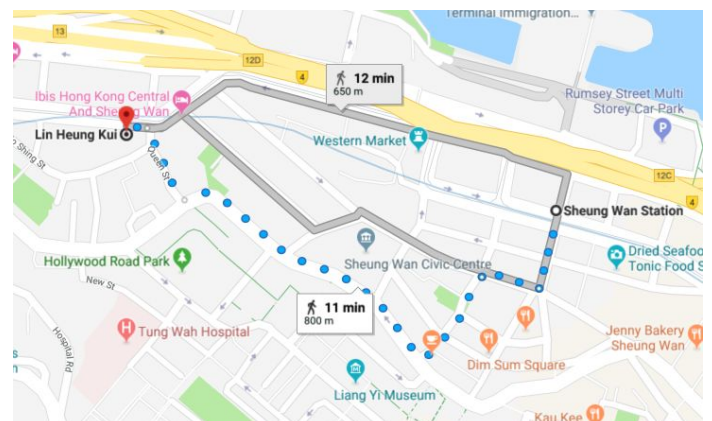
It's time for the most important meal of the day - breakfast! Open as early as 6:00am, you'll be able to feast on some of Hong Kong's most exquisite Chinese delicacies! Popping in [Lin Heung Kui](#) for a delicious Michelin-awarded meal is the best way to start your day, so go ahead and indulge in shrimp dumplings, lotus seed buns and bean curds!

Getting there:

From Sheung Wan Station Exit A2 and walk towards Cleverly Street. You will arrive at Lin Heung Kui in roughly 15 minutes!

Address: 2-3/F, 46-50 Des Voeux Road West, Sheung Wan

Opening Hours: Daily 6am-11pm



DAY 3 | Sheung Wan & Lantau Island

3

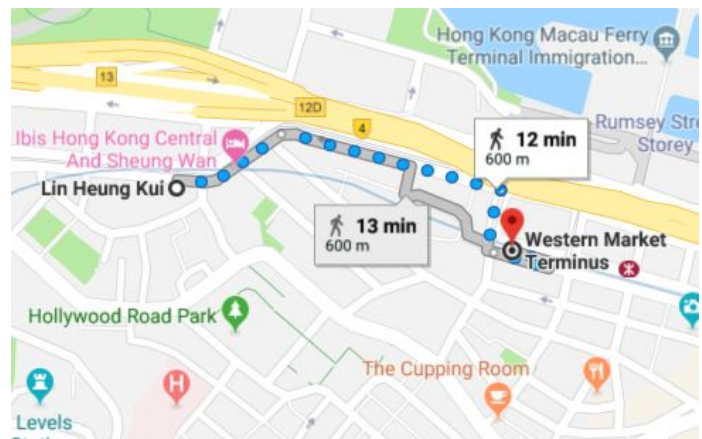
1030-1230: Enjoy Hong Kong's historic landmarks from the TramOramic Hong Kong Tour!



After a satisfying meal, head on over to the Western Market Terminus to embark on a historical journey through Hong Kong on the 1920s styled [TramOramic tram](#). If you've already seen a good chunk of Hong Kong by this time, you would have probably seen this tram roaming the streets of Hong Kong with its "ding ding" bells.

The great thing about this tour is that you get unlimited rides throughout the day and the next day if you still happen to be in the area. We also recommend taking a seat in the upper deck for the full experience!

Hop off the TramOramic and make your way to [Tai Cheong Bakery](#) to get a taste of Hong Kong's famous egg tarts! Although the bakery sells others pastries like butter egg rolls and chicken pie, it's considered a sin not to pick up at least one egg tart on your way out. If you're looking for something to bring home to friends and family - this is the perfect treat!



Getting there:

Walk for around 15 minutes via Connaught Rd W from Lin Heung Kui Restaurant

Address: Shop C, G/F, Lyndhurst BLDG 35
Lyndhurst Terrace, Central
Opening Hours: Monday-Saturday 8am-9pm |
Sundays 8:30am-9pm

DAY 3 | Sheung Wan & Lantau Island

4

1130-1400: Explore and have lunch at Causeway Bay

Walk off some of those egg tarts and head over to the city's retail capital - Causeway Bay! If you've got cash to burn, get them ready, because you're about to take part in a shopping experience like no other! But apart from the store-lined streets, Causeway Bay is also home to upscale restaurants, food stalls, and landmarks such as the Hong Kong Central Library and Victoria Park.

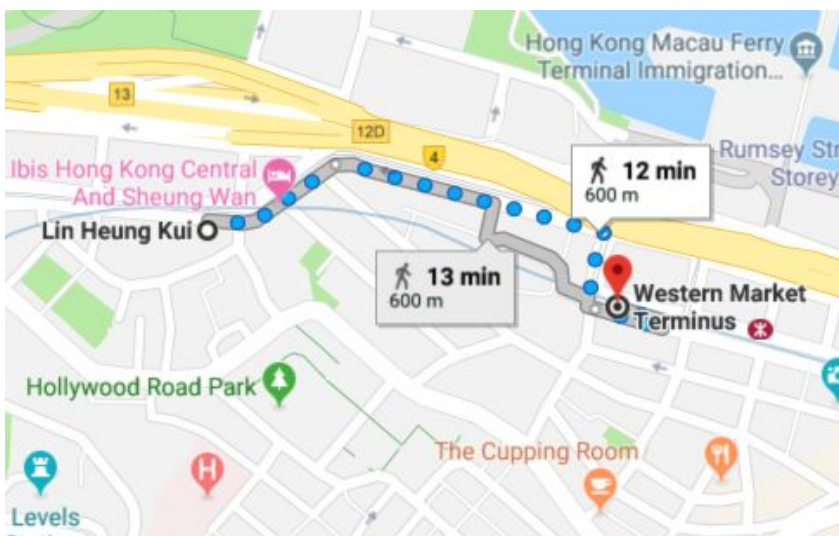
Venture out into the hidden alleyways of Causeway Bay and locate [San Ka La](#), a local brewery specializing in innovative cuisine. Since you've already gotten a taste of authentic Cantonese dishes, why not explore more of Hong Kong's culinary scene?

From coffee to cocktails, and bacon pancakes to wagyu spaghetti, San Ka La's menu is sure to tickle your tastebuds in delight! Check out Klook's meal vouchers and save on your lunch meal!

Getting there:

Take the exit A from Causeway Bay MTR station and walk for 10 minutes

Address: G/F 84-86 Morrison Hill Road, Causeway Bay
Opening Hours: Daily 7:30am-1:00am (of the following day)



DAY 3 | Sheung Wan & Lantau Island



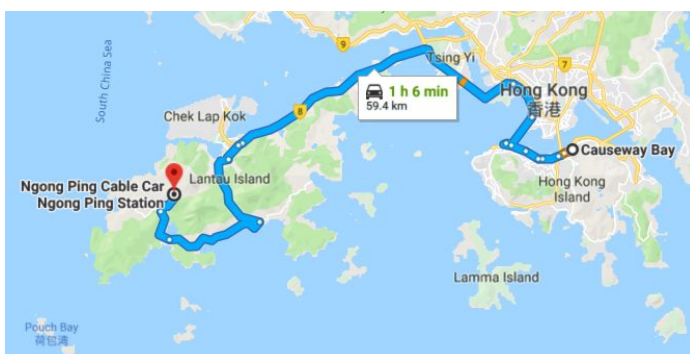
5

1500-1530: Travel to Lantau Island via Ngong Ping 360

After lunch, it's time to get transported to [Ngong Ping 360](#) through a Klook private transfer for ultimate ease and comfort! Challenge yourself and pick out a glass bottom crystal cabin for your Ngong Ping 360 experience! Trust us, once you're riding through the country's natural wonders, you'll be glad you chose to do so. Once you arrive at Lantau Island, make sure to climb up to the Tian Tian Buddha - the tallest outdoor statue of a seated Buddha.

Getting there:

The drive to the Ngong Ping terminal from Causeway Bay will take around an hour long!



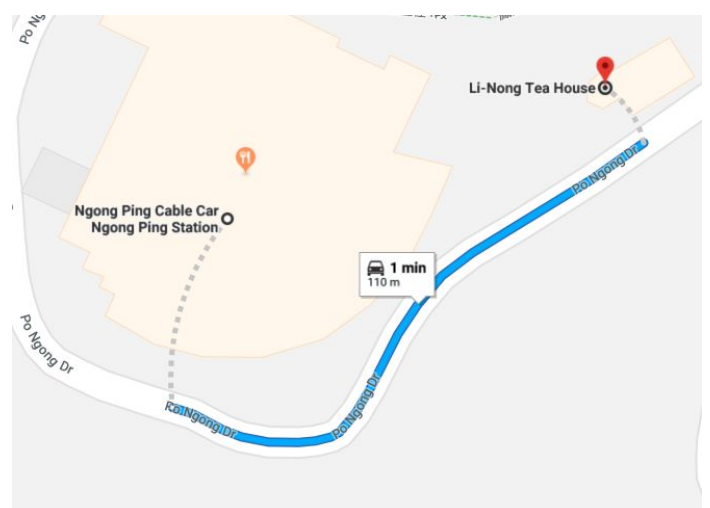
6

1530-1730: Explore Lantau Island

Hop off the Ngong Ping 360 cable car and spare a couple hours to explore the beautiful [Lantau Island](#)! Did you know that it's double the size of Hong Kong Island? That means that there's even more to see in this mountain-side location. For one, you can explore the vibrant Ngong Ping Village, Po Lin Monastery, and even ride a boat through the Tai O Fishing Village!

Getting there:

From the Ngong Ping 360 terminal, meet the guide at Li Nong Tea House (Ngong Ping Village Shop no.8).



DAY 3 | Sheung Wan & Lantau Island



Hop off the TramOramic and make your way to [Tai Cheong Bakery](#) to get a taste of Hong Kong's famous egg tarts! Although the bakery sells others pastries like butter egg rolls and chicken pie, it's considered a sin not to pick up at least one egg tart on your way out. If you're looking for something to bring home to friends and family - this is the perfect treat!

Getting there:

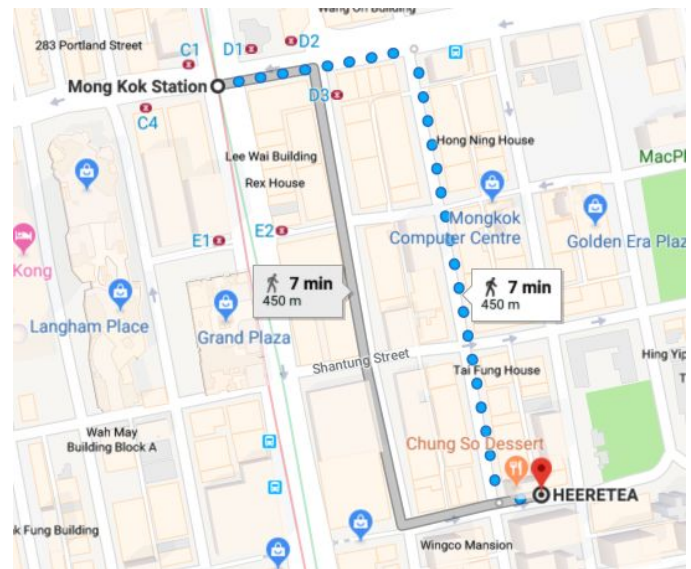
Exit E2 from Mong Kok MTR Station and walk for 6 minutes via Argyle Street

Address: Shop A, G/F, 33 Soy street, Mong Kok
Opening Hours: Daily 1pm-11pm

7

1830-2000: Grab a drink at Heeretea to sip on as you explore the streets of Mong Kok

Hop on the MTR and make your way to Mong Kok, the busiest shopping area in the city! Hong Kong is basically one big shopping market, so you won't be running out of places to shop for sure! Everything here is discounted, so you don't necessarily have to spend a fortune to get a hold of some trendy pieces! To narrow down your shopping expedition, check out Ladies' Market, Sneaker Street and Temple Street Night Market!



DAY 3 | Sheung Wan & Lantau Island



8

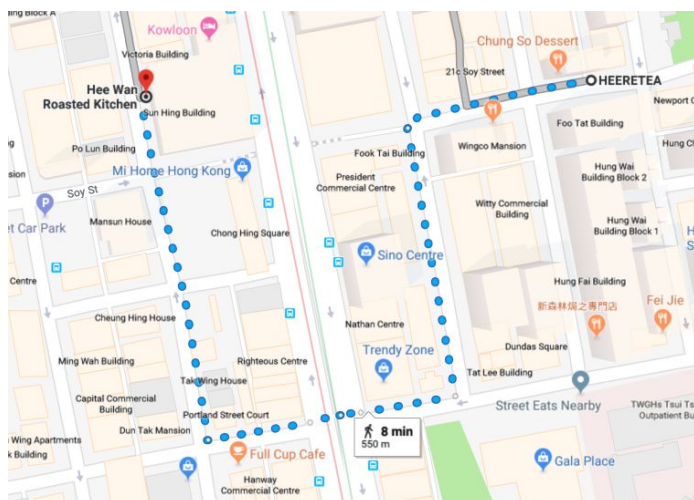
2000-2130: Dinner at Hee Wan Roasted Kitchen

Once you've finished shopping your hearts out, it's time to re-energize for the night ahead! You can't say you've been to Hong Kong if you don't even try their famous roasted goose or roasted duck! For a Klook-approved restaurant, check out [Hee Wan Roasted Kitchen](#) and chow down on some seriously delicious roasted meats. Pair it with their famous coconut drinks and you're good to go!

Getting there:

Hee Wan Roasted Kitchen is only an 8 minute walk from HEERETEA

Address: 189-191 Portland St, Mong Kok
Opening Hours: Daily 7am-2am (the next day)



9

2200: Pub crawl your way through Lan Kwai Fong

Hong Kong's nightlife is in a class of its own. If you're keen on experiencing it, take the MTR to Lan Kwai Fong and check out the lively pubs and bars lining up the neon-lit streets! There are pubs and bars fit for every person, so don't be afraid to explore! We recommend Rummin Tings, Lily and Bloom, The Woods and Ping Pong to start off your night.

Getting there: Walk 4 minutes to the Mong Kok Station to the Mong Kok Station and ride the Tsuen Wan Line (Red Line) for around 26 minutes to Central Station! Walk about 6 minutes to Lan Kwai Fong.



DAY 4 OVERVIEW

Time	Activity	How To Get There
0830-0930	Heavy breakfast at Congteakafe in Sheung wan	Take exit A2 from MTR Sheung Wan station and walk for 10 minutes
0930-1000	Travel to Ocean Park Hong Kong via private attraction transfer	
1000-1330	Discover Ocean Park Hong Kong!	
1330-1340	Travel to Hong Kong Island via taxi cab	Less than 10 minute drive from Ocean Park
1400-1900	Join in on a tour to see the Best of Hong Kong Island!	
1900-2030	Dinner at Jumbo Kingdom.	Free shuttle boats take you to and from Jumbo Kingdom pier at Shum Wan and Aberdeen



2

1000 - 1330: Discover Ocean Park Hong Kong!

Now that your stomachs are full, it's time to start today's adventure! Meet up with your driver in Sheung Wan for your [attraction transfer to Ocean Park Hong Kong](#). With this hassle-free transportation option, you don't have to worry about getting lost or arriving late. The best time to enter [Ocean Park](#) is right when it opens at 10am to get the most out of your visit while tourists bulk up at around lunch time.

This zoo-theme park crossover is truly one of a kind! Not only will you get up close and personal with marine life in one of the world's largest aquariums, but you would also be riding on some of the most thrilling roller coasters in the country! Make you don't miss out on the Hair-Raiser, the Dragon, and Raging River to name a few.

Getting there:

Meet up with your attraction transfer driver and make the drive down to Ocean Park for around 30 minutes!

1

0830-0930: Enjoy a traditional Hong Kong breakfast at Congteakafe!

Do as the locals do and indulge in a traditional Hong Kong breakfast - scrambled eggs and toast! This simple but delicious meal is favored by many locals since it's the type of comfort food that's perfect to start the day! However, if scrambled eggs with toast isn't exactly your cup of tea, [Congteakafe](#) also serves burgers, eggs benedict or chicken wings to match any type of craving.

We highly recommend dining al fresco so you can observe the locals as they start their day whilst sipping on a cup of joe!

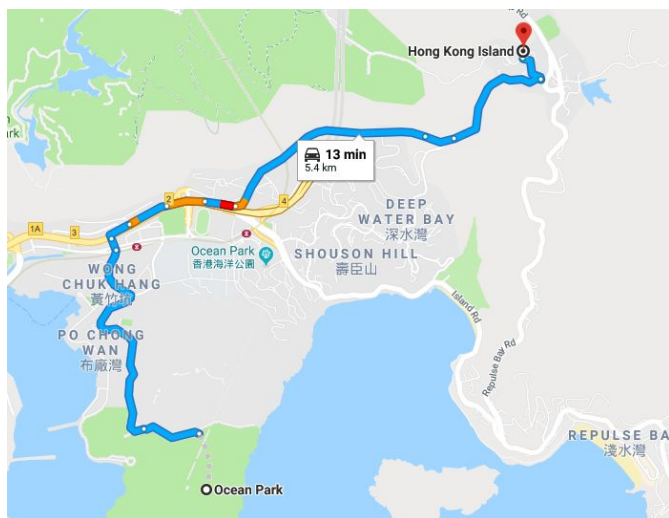
Getting there:

Take exit A2 from MTR Sheung Wan station and walk for 10 minutes.

Address: G/F, 24 Square Street Sheung Wan, Hong Kong
Opening Hours: Tuesday-Sunday 8am-6pm | Closed on Monday



DAY 4 | Ocean Park & Hong Kong Island



3

1400-1900: Join in on a tour to see the Best of Hong Kong Island

After a fun-filled morning in Ocean Park, why not discover the best sights and attractions in [Hong Kong Island](#) in a join-in tour? Although Hong Kong Island isn't as popular as the cities of Kowloon and Tsim Sha Tsui, you'll be surprised to know that this island is filled with cultural landmarks and a whole lot of shopping! The veteran tour guide will take you to places like Aberdeen Fishing Village, the Stanley Market and the Jewelry Factory!

How to get there:

It will take approximately 15 minutes to travel to Hong Kong Island from Ocean Park by car.

4

1900: Finish off your Hong Kong experience with a delicious meal at Jumbo Kingdom

Cap off your Hong Kong journey with a delicious dinner [Jumbo Kingdom Floating Restaurant](#) - which is both a restaurant and historical landmark. At night the restaurant lights up in bright colors, so it's easy spot. With the Klook meal voucher, you can choose from three set menus featuring seafood, dim sum and other sought-after Cantonese dishes. When you reserve your seats, try to have them fix up a table by the window so you can enjoy magnificent views of the city!



How to get there:

Jumbo Kingdom Floating Restaurant is included in the Best of Hong Kong Island tour!

Address: Hong Kong Island Aberdeen Wong Chuk Hang Deep Bay, Hong Kong
Opening Hours: Monday-Saturday 11am-11pm |
Sundays 9am-11pm