

KLOOK

TRAVEL FEST

Seoul Itinerary Guide



WELCOME COUPON

15% OFF
Any Klook activity
Code: **<KLKUNIVERSE>**

MINIMUM SPEND OF P200;
MAX DISCOUNT OF P600;
FIRST TIMERS ONLY;
IN-APP PURCHASES ONLY

P750 OFF

on P7500 spend
Code: **<750UNIVERSE>**

FOR IN-APP
PURCHASES ONLY

P3000 OFF

on P25000 spend
Code: **<3KUNIVERSE>**

FOR IN-APP
PURCHASES ONLY

P6500 OFF

on P50000 spend
Code: **<6KUNIVERSE>**

FOR IN-APP
PURCHASES ONLY

P15000 OFF

on P100000 spend
Code: **<15KUNIVERSE>**

FOR IN-APP
PURCHASES ONLY





Before you go

Here are some suggested stays for every wallet size. These are conveniently located near the heart of Seoul, so it's easy for you to get around!

Budget	Hotel
USD 60/night and below	<ul style="list-style-type: none">• Rian Hotel• Hotel Pop Jongno
USD 150/ night and below	<ul style="list-style-type: none">• Hotel Skypark Central Myeongdong• Ibis Ambassador Myeong-dong
USD 300/night and below	<ul style="list-style-type: none">• Lotte Hotel Seoul• The Westin Chosun Seoul

Before leaving the airport, be sure to pick up the following items.

Item	Location
4G WiFi Device	KT Roaming Center at the following locations Incheon International Airport <ul style="list-style-type: none">• 1/F Gate 6-7, open 24 hours daily• Gate 4-5 (From 1 Mar 2018), Daily 7am to 10pm• Gate 10-11, Daily 6am to 10pm
4G SIM Card	Incheon Airport International Airport Terminal 2 1st Floor Gate 2-3 KT Roaming Center, open 24 hours daily Gimpo International Airport (Seoul) 1/F Gate 1, Daily 7am to 11pm
AREX Incheon Airport Express Train One Way Ticket in Seoul	Incheon International Airport Terminal 1 Transportation Center of Incheon Int'l Airport (B1F floor) Information Center Opening hours: Daily, 5am to 10:40pm Incheon International Airport Terminal 2 Transportation Center of Incheon Int'l Airport (B1F floor) Information Center Opening hours: Daily, 5am to 10:40pm Alternatively, you can also exchange your tickets manually at the Express Train Ticket Vending Machine located at the Incheon Airport Station and Seoul Station
Korea Rail Pass (KR PASS)	Incheon Airport Railroad Information Center Opening hours: Daily, 7am to 9:30pm

DAY 1 OVERVIEW

Time	Activity	How To Get There
	Travel to Namdaemun Market	Namdaemun Market is a short walk from Exit 4, 5 and 6 of Hoehyeon Station (Line 4)
1030-1300	Join the buzz of Namdaemun Market and have breakfast at Hairtail Alley	
1300-1330	Travel to Bonjuk near EWHA Womans University	Ewha Womans University is a 0-minute walk from Exit 2 or 3 from Ewha Womans University Station (Line 2)
1330-1410	Visit the famous EWHA Womans University known for its beautiful architecture	
1410-1500	Have a comforting lunch of porridge in Bonjuk	Bonjuk is a short walk from EWHA Womans University
1500-1640	Hunt for great deals in Ewha Womans University Fashion Street	The shopping street is located around Bonjuk
1640-1700	Travel to Hongdae Nanta Theatre	The Hongdae Nanta Theatre is a 5-min walk from Hongik University Station Exit 9
1700-1830	Keep your eyes peeled on the energetic culinary performance at Nanta Show Seoul	
1830-2030	Continue the excitement at the busy Hongdae Shopping Street	The Hongdae Shopping Street is a short walk from the Hongdae NANTA Theatre
2030-2200	Dinner in Old House Charcoal Meat Restaurant	
	Return to hotel	

DAY 1 | University towns



Photo credit: [Flickr](#)



1

1030-1300: Namdaemun Market (Breakfast at Hairtail Alley)

The oldest and largest market in Korea, Namdaemun Market is in a constant buzz with travellers and locals shopping and browsing the endless array of vendors.

When in Namdaemun Market, the best thing is to give in to the temptations of the street food. Some famous ones are steamed and fried dumplings, hotteok, odeng, hot bar, just to name a few.

Even if you are stuffed from the myriad of street food in Namdaemun Market, make sure to head to the famous Hairtail Alley. Take your pick at the plethora of restaurants which serve Galchi Jorim, a delicious spicy braised hairtail stew.



Getting there:

Namdaemun Market is a short walk from Exit 4, 5 and 6 of Hoehyeon Station (Line 4).

Address: 21, Namdaemunsijang 4-gil, Jung-gu, Seoul
Opening Hours: Varies from shop to shop. Best time to visit is around 11am to 3pm.

DAY 1 | University towns



Photo Credit: [Flickr](#)



2

11330-1410: EWHA Womans University

While it might be a bit perplexing to visit a university, Ewha Womans University has become quite the attraction.

Known for its beautiful architecture and wide compound, make sure to stroll around the campus and through the manicured gardens. Aside from the modern design, the university also houses several charming neoclassical buildings.

Getting there:

Ewha Womans University is a short 10-minute walk from Exit 2 or 3 from Ewha Womans University Station (Line 2).

Address: 52 Ewhayeodae-gil, Daehyeon-dong, Seodaemun-gu, Seoul, South Korea

3

1410-1500: Have a comforting porridge lunch in Bonjuk

Nothing feels like a better warm welcome than a comforting bowl of porridge. Bonjuk, a popular chain around South Korea, offers wide variety of regular and seasonal flavours from their famous abalone porridge to five grains, seafood, chicken ginseng and more.



DAY 1 | University towns

4

1500-1640: Ewha Womans University Fashion Street

The area around the university has been dubbed the Ewha Womans University Fashion Street for its enclave of fashion stores, skincare shops, hip cafes, street food vendors and more.

It's been said that it's one of the best places for bargained trendy goods since it's catered to students.



5

1700-1830: Nanta Show Seoul

Acrobatics, martial arts, music and culinary performance, the [Nanta Show](#) has all the excitements you'll ever need! Watch Korean performers cook up a storm in the on-stage kitchen with injections of humour and a whole lot of action.

This captivating 90-minute performance is the longest running show in Korean history and there are also certain scenes where spectators can join the fun onstage!



Getting there:

The Hongdae Nanta Theatre is a 5-min walk from Hongik University Station Exit 9

Address: B2F, 357-4, Seokyo-dong, Mapo-gu, Seoul
Showtimes: Daily, 5pm and 8pm (90-minute performance)



DAY 1 | University towns



Photo Credit: [Flickr](#)



6

1830-2030: Hongdae Shopping Street

After the exciting Nanta Show, simply step out of the theatre and walk a few streets away to the busy Hongdae Shopping Street.

In fact, the network of alleyways and streets in Hongdae are great to delve into. You can discover gems from local eateries to charming craft stores, trendy clothes on budget, yummy street food and more.

Getting there: The Hongdae Shopping Street is a short walk from the Hongdae NANTA Theatre.

Address: Seogyo-dong, Mapo-gu, Seoul, South Korea

7

2030-2200: Dinner in Old House Charcoal Meat Restaurant

When in Korea, you have to indulge in a meal of BBQ! Choose from a selection of meat in [Old House Charcoal Meat Restaurant](#) and savour every bite of earthy and smoky flavours.

Complemented with a generous selection of side dishes and dipping sauces, it's the perfect meal to treat yourself!



Getting there: From Hongdae Shopping Street, head towards the direction of Hongik University Station. Old House Charcoal Meat Restaurant is a 3-minute walk from Exit 8 of Hongik University Station (Line 2).

Address: 169-6, Donggyo-dong, Mapo-gu, Seoul
Opening Hours: Daily 4pm-5am

DAY 2 OVERVIEW

Time	Activity	How To Get There
	Travel to Gangnam Station	Gangnam Station is on the Seoul Subway Line 2
0800-0930	Breakfast at a convenience store	Look out for a convenience store in Gangnam Station or nearby the station
0930-1030	Travel to Everland	Meet-up location for transfer is at Gangnam Station Exit 6
1030-2030	Get your adrenaline pumping in Everland , the largest theme park in South Korea	
2030-2100	Walk to meet-up location for transfer back to Seoul	Meet-up location for transfer is a no. 5 parking lot
2100-2200	Return from Everland	
2200-2230	Travel to Saebyukjib	Saebyukjib is the 10-min walk to Cheongdam Station
2230-2400	Dinner in Saebyukjib	
	Return to hotel	

DAY 2 | Everland

1

0800-0920: Breakfast at a convenience store

Finding a restaurant at this hour may be a challenge so convenience stores will come to the rescue. You might think this is a lacklustre breakfast but you couldn't be more wrong!

There are bento boxes, kimbap, more instant noodles you can count, hot bar (flavoured meat sticks), snacks and many more. Read the Klook guide on some [must-try goodies in a Korean convenience store](#).

2

0930-1030: Travel to Everland

Get convenient and efficient transfers from Seoul to Everland with a [Round Trip Shuttle Bus Transfer](#) from Klook. You can stop choose to be picked up from one of four convenient spots in Seoul and enjoy a direct hour long ride to Everland. At the end of the day, the shuttle bus will pick you up and drop you off again at one of the four stops.

We suggest selecting Gangnam station as it is one of two with the later return schedule (9pm instead of 7pm) which allows you more time in Everland.



DAY 2 | Everland

3

1030-2030: Everland



Opening hours:
Sunday to Thursday, 10am to 9pm | Friday and Saturday, 10am to 10pm
(Opening hours could vary during holidays)

Everland, the largest theme park in South Korea, has excitement waiting at every corner! There are 5 different themed zones in the theme park - American Adventure, Zootopia, Global Fair, Magic Land and European Adventure.

Twist and turn down the world's steepest wooden roller coaster if you dare, go full throttle at the amusement park, or ease down by strolling down the park's beautifully manicured gardens and feed the friend giraffe in the safari experience.

Get your [discounted Everland ticket from Klook](#). With plenty to do in Everland, it can be quite overwhelming. Learn how you can make the most out of your time with the [Klook guide to Everland](#).

DAY 2 | Everland



4

2100-2200: Return from Everland

Allow yourself enough time to get from Everland to the transfer meetup location for depart at 9pm. You can hop on the free shuttle bus from the Everland ticket office to no. 5 parking lot. Keep a look out for the bus as displayed in the photo or a white bus.

Return schedule:

9pm - Take the free shuttle bus from ticket office to no. 5 parking lot and board the 9pm return shuttle bus (9pm return is only available for Gangnam Station and Sinnonhyeon Station from Monday to Saturday)



5

2230-2400: Dinner at Saebyukjib

After a day in Everland, it's time for your tastebuds now to go on a thrilling ride at Saebyukjib. A household name when it comes to BBQ, you're bound to have a good meal in Saebyukjib.

Aside from the usual BBQ, they are also famous for their hangover stew, bibimbap, and yukhoe (Korean seasoned raw beef). Also, it's been said that you might spot celebrities every now and again in Saebyukjib!

Getting there:

Saebyukjib is the closest to Cheongdam Station. Walk 10-min from the station to the restaurant.

Address: 6 Dosan-daero 101-gil, Cheongdam-dong, Gangnam-gu, Seoul, South Korea



Photo Credit: [@brandonbondoc](#)



DAY 3 OVERVIEW

Time	Activity	How To Get There
	Travel to Myeongdong	Myeongdong is the closest to Myeong-dong Station on Line 4.
0720-0800	Breakfast in Isaac Toast . Alternatively, you can get your sandwich to-go.	It's a short walk from Myeong-dong station Exit 6
0800-0930	Travel to Nami Island	Meet-up location for tour is at Myeongdong Station Exit 2
0930-1730	Spend the day visiting the picturesque Nami Island, Petite France and Garden of Morning Calm	
1730-1900	Return to Seoul	Drop-off location is at Myeongdong Station
1900-2130	Dinner in Myeongdongjeong	Myeongdongjeong is 1-min walk from Myeongdong Station Exit 10,
	Return to hotel	

DAY 3 | Nami Island

1

0720: Breakfast at Isaac Toast (Myeongdong branch)

A famous toast chain in South Korea, Isaac Toast has garnered quite the following not just amongst locals but also fellow visitors as well. Known for being budget-friendly yet delicious and filling, many actually are willing to travel across the world just for a taste of this toast sandwich! Get your sandwich to-go for this morning before heading off for your Nami Island tour.

Getting there:

Walk 10-min from Myeong-dong station Exit 6 to Isaac Toast.

Address: 17-1 Myeongdong 10-gil, Myeongdong 2(i)-ga, Jung-gu, Seoul, South Korea



Photo Credit: [Flickr](#)



2

0800-0930: Meet up and depart for Nami Island day tour

The most famous day tours from Seoul is to [Nami Island](#), or more known as the popular 'Winter Sonata' filming spot! Besides that Garden of Morning Calm and Petite France are also favoured by travellers and locals alike.

If you prefer to plan your own itinerary for day trips, you may opt for Korea's well-connected public transport to get there. The fastest way is through the ITX, a high speed train travelling from Yongsan Station (Seoul) to Chuncheon Station (Gangwon-do). For the best deal, make sure to get yourself a [KR Pass](#).



DAY 3 | Nami Island

3

0930-1730: The Garden of Morning Calm, Nami Island, Petite France

Make sure your camera batteries are all fully-charged for this day tour. Soak in the natural beauty of [Garden of Morning Calm](#) with its over 5,000 plant species.

Then, continue your relaxing day in the picturesque Nami Island and snap your 'Winter Sonata' impersonation in the famous tree-lined avenues. After Nami Island, the nearby Petite France is dotted with colorful and charming buildings.

Klook pro-tip: Bring some snacks, lunchbox, and a picnic mat with you for a little afternoon picnic. You can get them in convenience stores that are easily found everywhere in Korea.



4

1900-2130: Dinner in Myeongdongjeong

Travel back in time to the Joseon Dynasty and treat yourself with a Royal Korean Cuisine feast. Dine like royalty in [Myeongdongjeong](#) with dishes served for the kings from 1392-1897 like bossam (pork wraps), yachaejeon (vegetable pancake), and a dozen other dishes.

Each dish is made with only the freshest ingredients and packs a punch when in terms of flavours. Fit for a king without breaking the bank, choose from three different sets on Klook for a hassle-free reservation. Besides, you can also get access to a free hanbok fitting!



Getting there: Myeongdongjeong is the closest to Myeongdong Station. Take Exit 10 of Myeongdong Station Line 4, then walk for 1 minute.

Address: Seong Chang Building 1F (Parking lot beside Sejong Hotel), 299, Samil-daero, Jung-gu, Seoul
Last admission time is at 9:00pm

DAY 4 OVERVIEW

Time	Activity	How To Get There
	Travel to Gyeongbokgung	Gangnam Station is on the Seoul Subway Line 2
0930-1100	Watch the Gyeongbokgung guard-changing ceremony and stroll through the wide area of grand palace	
1100-1110	Walk to Tosokchon Samgyetang Chicken	It's a 10-min walk from the palace to the restaurant
1110-1230	Lunch in Tosokchon Samgyetang Chicken	
1230-1245	Travel to Deoksugung Palace	It's a short walk from the City Hall station
1245-1330	Enjoy the view within the walls of Deoksugung Palace	
1330-1350	Travel to Jogyesa Buddhist Temple	It's a short walk from Jonggak Station (Subway Line 1) Exit 2
1350-1500	Pray for some good luck in Jogyesa Buddhist Temple	
1500-1520	Travel to Bukchon Hanok Village	It's a short walk from Anguk Station (Seoul Subway Line 3) at Exit 1 or 2
1520-1700	Admire the beautiful architecture of the traditional houses in Bukchon Hanok Village	
1700-1710	Travel to Insadong	It's a 15-min walk from Bukchon Hanok Village
1710-1900	Immerse yourself in the artsy culture in Insadong	
1900-1915	Travel to Gwangjang Market	It's a short walk from Jongno-5(o) ga subway station Exit 8
1915-2100	Dinner in Gwangjang Market	
	Return to hotel	

1

0930-1100: Gyeongbokgung Palace

The main and largest of the royal palaces, Gyeongbokgung or Gyeongbok Palace is easily one of Seoul's most prominent landmark. Inside the palaces grounds, you can visit the National Palace Museum of Korea and the National Folk Museum of Korea.

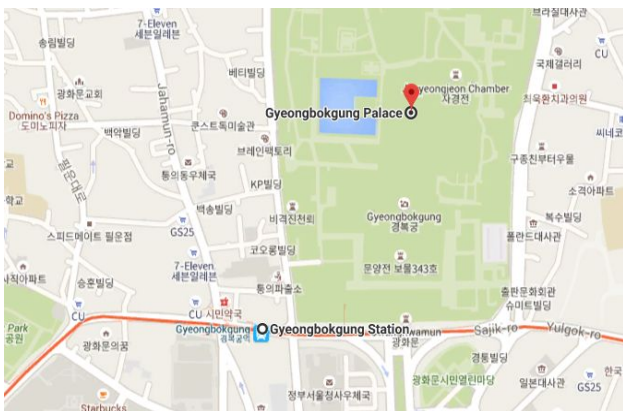
Make sure to visit the palace during the Royal Guard Changing Ceremony, a major highlight, held daily (except Tuesdays) at 10am and 2pm.

Klook pro-tip: If you're dressed in the traditional hanbok, you can enter for free! Otherwise, entrance fee for adult is KRW3,000 while for children is KRW1,500.

Aside from free entrance, donning on the traditional hanbok is really an experience unlike any other! Klook your [Hanbok Rental at Gyeongbokgung Store](#) in Hanboknam and get decked out in the traditional outfit.

Getting there: Gyeongbokgung is a short walk from Exit 5 of Gyeongbokgung Station (Seoul Subway Line 3)

Opening Hours: Closed on Tuesdays |
November to February, 9am-5pm
March to May, September to October, 9am-6pm
June to August 9am-6.30pm



2

1100-1230: Lunch at Tosokchon Samgyetang Chicken



Photo Credit: [Flickr](#)

Hearty, warming, and good for you, *samgyetang* is the Korean answer to the quintessential chicken soup. However, you don't need to be sick to enjoy a comforting bowl of *samgyetang* (ginseng chicken soup) and apparently the best you can find in Seoul is in Tosokchon!

A favourite of the late President Roh Moo-hyun, Tosokchon's *samgyetang* uses local birds, wild ginseng, chestnut, jujube, garlic, gingers, and a mix of nuts and seeds. Don't be surprised to find a long queue during lunch time. That's when you know the food is really good!

Getting there:

Tosokchon is a short walk from Gyeongbokgung Palace and Gyeongbokgung Station.

Address: 5 Jahamun-ro 5-gil, Sajik-dong, Jongno-gu, Seoul, South Korea
Opening hours: Daily 10am-10pm





Photo Credit: [Flickr](#)

3

1230-1330: Deoksugung Palace

Stroll within the walls of Deoksugung Palace, another one of the five grand palaces in Seoul. Unlike other palaces, Deoksugung features a modern and western-style garden as well as fountain. Same as Gyeongbokgung, you can watch the guard changing ceremony, held three times a day at 11am, 2pm, and 3.30pm.



Getting there: Deoksugung Palace is right by City Hall Station (Seoul Subway Line 1 & 2) at Exit 1, 2 or 3.

Address: 99, Sejong-daero, Jung-gu, Seoul
Opening Hours: Tuesday-Sunday, 9am-9pm
Last admission is 1 hour before closing.

4

1350-1500: Jogyesa Buddhist Temple

An important landmark for Korean Buddhism, Jogyesa was built in the late 14th-century. Find shade below the canopy of vibrant and colourful lanterns, and admire the handiwork of the carved wooden doors and intricate roofing designs.

Remember to say your prayers and wishes in the main prayer hall for a measure of good luck.



Getting there:

Jogyesa is a short walk from Jonggak Station (Subway Line 1) Exit 2.

Address: 55, Ujeongguk-ro, Jongno-gu, Seoul

DAY 4 | Jongno

5

1520-1700: Bukchon Hanok Village

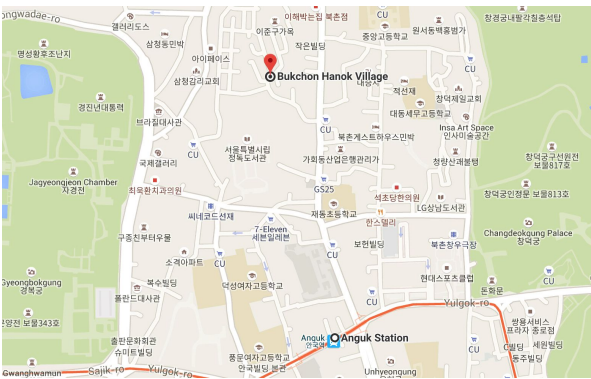
Surrounded by nearby palaces, namely Gyeongbokgung and Changdeokgung, you will find a Seoul's charming Korean traditional village. Bukchon Hanok Village is home to hundreds of traditional houses, which are called hanok. Find shelter in one of the many hanoks that have been repurposed as guesthouses, tea house and restaurants.

Many also like to get [dressed up in hanbok](#) while roaming around the village for the ultimate traditional Korean experience, back in the Joseon Dynasty.

Getting there:

Bukchon Hanok Village is a short walk from Anguk Station (Seoul Subway Line 3) at Exit 1 or 2.

Address: 37, Gyeongdong-gil, Jongno-gu, Seoul



4

1710-1900: Insadong

Right in the heart of Seoul is Insa-dong, a famous neighbourhood in the district of Jongno. You can find narrow alleyways hidden with gems that lead out into the main street, as well as a 4-storey retail center called Ssamziegil. From modern galleries to tea shops and local eateries and more, Insadong is a treasure trove of culture.

On Saturdays from 2pm to 10pm and Sundays from 10am to 10pm, the main street becomes car-free. Booths are set up and you can find everything from performances to snacks, fortune telling and more.

Getting there:

Insadong is a short from from Anguk Station (Seoul Subway Line 3) at Exit 6.

Address: 62, Insadong-gil, Jongno-gu, Seoul
Opening hours: Daily, 9.30am to 8.30pm



Photo credit: [Flickr](#)



6

1915-2100: Gwangjang Market (Dinner at the market)

The final destination of the day is the bustling Gwangjang Market, a melting pot of a myriad of sounds, colours, smell and taste! This huge market is filled with vendors selling an assortment of local delicacy, street food, fabrics, dried goods, and more, all at reasonable prices.

For the adventurous eaters, it's been said that you can find some really good *yukhoe* (Korean seasoned raw beef) in this market! If that's not up your alley, there's still plenty to eat from *bindaetteok* (mung bean pancake), *boribap* (mixed rice, barley and vegetables), *mandu* (dumplings), *mayak gimbap* (mini Korean rice rolls) and more.

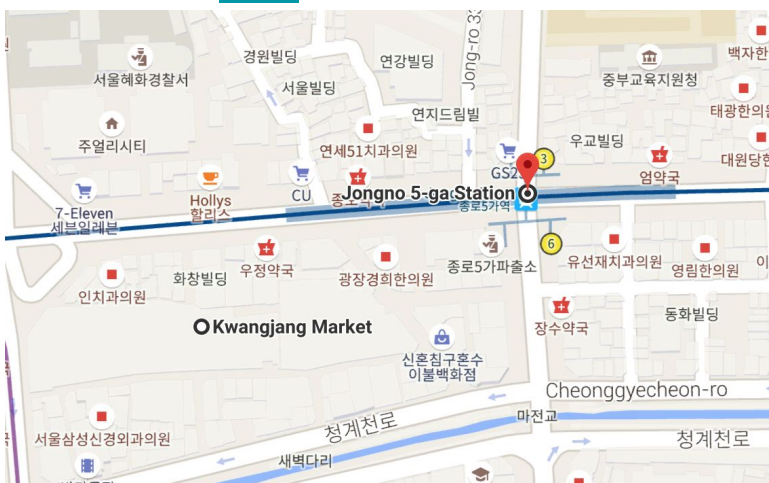
Getting there:

Gwangjang Market or Kwangjang Market is a short walk from Jongno-5(o) ga subway station Exit 8.

Address: 88, Changgyeonggung-ro, Jongno-gu, Seoul



Photo credit: [Flickr](#)



DAY 5 OVERVIEW

Time	Activity	How To Get There
	Travel to Seoul Station	Seoul Station can be accessed by Line 1, Line 4 and other public transport network
0515-0800	Travel to Busan	
0800-0820	Travel to Gamcheon Culture Village	Get to Toseong Station the board Bus 2 or 2-2
0820-1100	Enjoy the view of the colourful houses of Gamcheon Culture Village . Grab breakfast in one of the local restaurants	
1100-1230	Travel to Haedong Yonggungsa	Klook a private car charter for a full-day of sightseeing
1230-1330	Visit the unique beautiful seaside Buddhist temple, Haedong Yonggungsa	
1330-1430	Travel to Haeundae Beach	
1430-1630	Soak in the sun at Haeundae Beach . Lunch in one of the local restaurant	
1630-1700	Travel to Gwangalli Beach	
1700-1900	Catch the sunset in Gwangalli Beach	
1900-2000	Travel to Jagalchi Market	
2000-2200	Watch live seafood being prepared and gorge on a fresh seafood dinner in Jagalchi Market	
2200-2230	Travel to Busan Station	
2230-0110	Return to Seoul	

DAY 5 | Day Trip to Busan



1

0515-0800: Travel to Busan

A few hours from Seoul is Busan, a famous large port city in South Korea's eastern coast. Known for its beaches, mountains and fresh seafood, this city can be easily accessed from Seoul by the KTX (high speed train).

For the best value, Klook yourself a [KR Pass](#) which gives you unlimited rides on most Korail trains within the validity period.

2

0820-1100: Gamcheon Culture Village (Breakfast)

One of the main attractions in Busan is the colourful town of Gamcheon Culture Village. Some have even given this village the nickname 'Machu Picchu of Busan'! The pastel-coloured buildings stacked along the steep slopes in its networks of alleys is perfect for getting lost in.

Across the village, you can find funky murals, local street food, galleries, art shop and more. Also home to many humble local eateries, make sure to stop by one of them for breakfast before you embark on an uphill climb through Gamcheon Culture Village.



Getting there:

The closest subway station to the village is Toseong Station (Line 1). Take Exit 6 and head towards the bus station in front of Pusan National University Hospital building. Hop on either Bus 2 or 2-2, which will take you to Gamcheon Culture Village at top of the hill.

Address: 203, Gamnae 2-ro, Saha-gu, Busan

Opening Hours: March-November, 8am-6pm | December-February 9am-5pm

DAY 5 | Day Trip to Busan

3

1100-1230: Travel to Haedong Yonggungsa

After a fruitful morning in Gamcheon Culture Village, it's time to keep going and head to the next destination in the itinerary. Since many of the attractions in Busan are located far away from one another, it's best to opt for a [private Busan car charter](#). Save the hassle of taking public transport and you can also opt for an additional professional guide.



4

1230-1330: Haedong Yonggungsa

A beautiful seaside Buddhist temple in Busan, Haedong Yonggungsa is home to a three-storey pagoda. With a captivating scenery and sounds of waves crashing onto the rocks, this temple is truly a sanctuary.

Getting there:

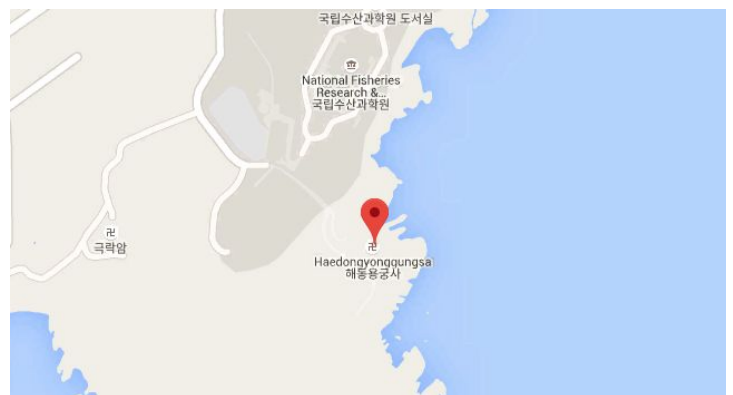
The nearest subway station is Haeundae Station (Busan Subway Line 2). Take Exit 7 and hop on Bus 181 and disembark at Yonggungsa Temple Bus Stop.

Address: 86 Yonggung-gil, Gijang-eup, Gijang, Busan, South Korea

Opening Hours: Daily 5am-sunset



Photo credit: [Flickr](#)



DAY 5 | Day Trip to Busan

5

1430-1630: Haeundae Beach (Lunch)

Along the 1.5km stretch of white sandy shores of Haeundae Beach, you will find it buzzing with outdoor activities especially during summertime. The shallow bay is perfect for swimming and soaking in the sun.

Haeundae Beach is also a hotspot for various cultural events and festivals. With many restaurants located around the area, you can find all sorts of cuisine from international flavours to local delicacies.

Getting there:

Haeundae Beach is a short from Exit 5 and 7 of Haeundae Station (Busan Subway Line 2).

Address: 264, Haeundaehaebyeon-ro, Haeundae-gu, Busan
Opening Hours: Daily 9am-6pm

6


1700-1900: Gwangalli Beach

One thing you'll notice in Gwangalli beach is the prominent Gwangandaegyo Bridge. Many like to come after sunset to see the lit-up bridge against the dark sky. Other things you might notice are the pristine waters and fine sand surrounding the beach.

Don't be surprised to find many couples strolling by the beach as it's a famous romantic spot in Busan.

Getting there: Gwangalli Beach is the closest to Exit 1 and 3 Geumnyeonsan Station (Busan Subway Line 2) and Gwangalli Beach Bus Stop (Bus No. 1, 38, 41, 62, 83, 83-1, 108).

Address: 219, Gwanhaebyeon-ro, Suyeong-gu, Busan
Opening Hours: Daily 9am-6pm



DAY 5 | Day Trip to Busan



Photo credit: [Wikipedia](#)




Photo credit: [Flickr](#)



7

2000-2200: Jagalchi Market (Seafood dinner)

World-famous for its fresh fish and seafood, Jagalchi Market is easily one of the top most-visited places in Busan! In this huge market, you can find live seafood being prepared and served straight to you as well as crates upon crates of daily catches ready for shipment.

Dine from one of the many stalls all over the market or pick your seafood and have it cooked to your liking in one of the nearby restaurants. Nothing beats a feast of the freshest seafood you can find!

Getting there: Jagalchi Market is a short walk from Jagalchi Station (Busan subway line 1), Exit 10.

Address: 52 Jagalchihaean-ro, Nampo-dong, Jung-gu, Busan, South Korea

Opening Hours: 5am-10pm (Closed every first and third Tuesday of every month)

8

2230 - 0110 Return to Seoul

Make sure to utilise your KR Pass to get back to Seoul from Busan Station.

Where to board the KTX:

Busan Station, Gyeongbu line (Busan-Seoul) KTX (Korea Train Express)

Train schedule from Seoul to Busan:

First train - 5am | Last train - 10.55pm

Train intervals at every 10 to 25 minutes

DAY 6 OVERVIEW

Time	Activity	How To Get There
	Travel to N Seoul Tower	Take the cable at Namsan Cable Car station
1130-1330	Check out the best view of Seoul from N Seoul Tower Observatory . Brunch in N Burger	
1330-1400	Travel to Myeongdong	Myeongdong is 10-min walk from the Namsan Cable Car station
1400-1900	Shop till you drop in the iconic shopping streets of Myeongdong	
1900-1920	Travel to Tteokbokki Street	It's a short walk from Exit 8 of Sindang Station
1920-2030	Dinner in Tteokbokki Street	
2030-2050	Travel to Dongdaemun Market	
2050-2230	Hunt for bargained goods in Dongdaemun Market	It's the closest to Exit 14 of Dongdaemun History & Culture Park Station (Subway Line 2, 4, & 5) and Exit 8 & 9 of Dongdaemun Station (Subway Line 1, & 4)
	Return to hotel	

DAY 6 | Namsan, Myeongdong



Getting there: From Myeong-dong Station (Seoul Subway Line 4), take Exit 3 and walk 15 minutes to Namsan Cable Car. Board the cable car to get to N Seoul Tower.

Address: 105, Namsangongwon-gil, Yongsan-gu, Seoul
Opening Hours: Sunday-Friday 10am-11pm
Saturdays 10am-midnight

1

1130-1330: N Seoul Tower (Brunch at N Burger)

Have a later start in the morning after a tiring day in Busan the day before. Make your way to N Seoul Tower or Namsan Seoul Tower, by hopping on the iconic Namsan Cable Car! Enjoy views of the Seoul cityscapes from the observatory and write down your wishes at Locks of Love at Roof Terrace.

There's Hello Kitty Island, an adorable themed exhibitions, as well as several restaurants. [Klook yourself an N Seoul Tower Observatory ticket](#), with the choice to opt for additional access to Hello Kitty Island entry or a meal from N Burger. We've been told the view from the bathroom are pretty awesome as well! For more hidden hacks, read up on the [Klook guide to N Seoul Tower](#).



Getting there: Myeongdong can be accessed through Myeong-dong Station (Seoul Subway Line 4) at Exits 5 to 8, as well as Euljiro 1(il)-ga Station (Seoul Subway Line 2) at Exits 5 to 7.

2

1400-1900: Myeongdong

A visit to Seoul is not complete without stopping by the famous shopping area, Myeongdong. Get lost amongst the streets lined with more skincare and makeup shops you can count! Besides that, you can also find it packed with fashion boutiques, department stores, casual eateries, entertainment hubs and more.

To take short breaks between your shopping spree, stop by at the adorable LINE Friends Flagship Store, chill at the Innisfree Green Cafe, or cool down with dessert at Sulbing. From 5pm onwards, you can also find street food vendors all along the streets of Myeongdong.

DAY 6 | Namsan, Myeongdong



Photo credit: [Flickr](#)



3

1920-2030: Dinner in Tteokbokki Street

To get the best tteokbokki (spicy Korean rice cakes), make your way to Tteokbokki Street in Sindang-dong! The go-to restaurant is Mabongnim Halmeoni Tteokbokki, said to be the best in Seoul!

While the wait for your food to be cooked may be agonising when you're starving, the end result is well worth it.

Getting there: The restaurant is a short walk from Exit 8 of Sindang Station (Seoul Subway Line 2).

Address: Mabongnim Halmeoni House
5, Dasan-ro 35-gil, Jung-gu, Seoul
Opening Hours: Daily 9am-midnight (Closed every second and fourth Monday every month)



Photo credit: [Flickr](#)



4

2050-2230: Dongdaemun Market

While the rest of Seoul is preparing to close, you can count on Dongdaemun Market to be busy no matter the time of day. A large commercial district of over 20 shopping malls and traditional markets, 30,000 shops, 50,000 manufacturers - there's no way you can't find anything that your heart seeks.

Don't be afraid to walk around looking for great deals and make sure to bargain with the vendors for a better offer!

Getting there: Dongdaemun Market can be accessed through Exit 14 of Dongdaemun History & Culture Park Station (Subway Line 2, 4, & 5) and Exit 8 and 9, Dongdaemun Station (Subway Line 1, & 4)

Address: Euljiro 6(yuk)-ga, Jung-gu, Seoul, South Korea
Opening hours: Daily, 24 hours (Do note that certain shops may close on Mondays)

DAY 7 OVERVIEW

Time	Activity	How To Get There
	Travel to Noryangjin Fish Market	It's a short walk from Exit 1 of Noryangjin Station (Seoul Subway Line 1)
0800-1000	Discover the different unique sea creatures in Noryangjin Fish Market and enjoy a breakfast of fresh seafood	
1000-1100	Travel to Gangnam	Gangnam can be accessed by multiple subway and bus networks
1100-1330	Go cafe hunting in Sinsa-dong of Gangnam or head to other parts of the district for a taste of luxury shopping	
1330-1430	Travel to Seoul Station	Seoul Station can be accessed by Line 1, Line 4 and various public transport network
1430-1700	Get souvenirs before leaving at the Lotte Outlets . Lunch at Bulgogi Brothers	
1700	Depart for airport	

DAY 7 | Noryangjin, Gangnam



Photo credit: [Flickr](#)

1

0800-1000: Noryangjin Fisheries Wholesale Market (Seafood feast for breakfast)

If Busan has Jagalchi Market, then Seoul has the Noryangjin Fish Market. One of the largest seafood markets in the country, parts of the Noryangjin market recently moved to a new building next door. However, many parts of the market still operate in the old building and has the old-world charm you'd expect.

With all kinds of fresh and live seafood for sale, you're spoiled for choice. From exotic-looking sea creatures you've probably never seen before to the sought-after king crabs and more, it's heaven for seafood lovers!

Have your pick at the daily catch or live seafood and the shopkeepers can bring it to an associated restaurant where they can prepare the seafood for you. If you're an adventurous eater, you'd definitely enjoy a plate of squirming live octopus.

Getting there: Noryangjin Fish Market is a short walk from Exit 1 of Noryangjin Station (Seoul Subway Line 1).

Address: 674, Nodeul-ro, Dongjak-gu, Seoul

Opening Hours: High class fish market - 24 Hours | General fish market - Daily, 01:30am to 10pm | Frozen fish market - Daily, 3:30am to 10pm | Shellfish market - Daily, 1am to 10pm



DAY 7 | Noryangjin, Gangnam



Photo credit: [Flickr](#)

2

1100-1330: Gangnam

It's hard to think of Gangnam without the 'Gangnam Style' song pop up in your head. However, this upscale district is more than just a viral song. From skyscrapers to high-end restaurants, luxury brands, posh nightclubs, more BBQ joints than you can count, Gangnam is full of excitement.

Walk along the streets of the city and enjoy a little window shopping or hang out in Sinsa-dong of Gangnam where you can find a number of inviting cafes.



3

1430-1700: Seoul Station (Lunch at Bulgogi Brothers)

If you're taking the [AREX](#), you will need to make your way to Seoul Station first. But even if you're going with a [private airport transfer](#) make sure to make a pit stop at Seoul Station before embarking on your journey to the airport! If you're worried about your luggage, you can easily sort it out with the [Safex Airport Luggage Service](#).

Aside from just being a major transport hub, Seoul Station is also known for its Lotte Outlets. Home to over 140 famous brands at discounted prices, this is the perfect place for last minute shopping! There's also a Lotte Mart where you can buy all the snacks before leaving Seoul.

To commemorate your last few hours in Seoul, grab your final meal at [Bulgogi Brothers](#). Specializing in high quality bulgogi and Korean BBQ, it'll satisfy your cravings as much as it'll make you want to return to Seoul again!