

KLOOK

# TRAVEL FEST

## Manila

Itinerary Guide





# WELCOME COUPON

**15% OFF**  
Any Klook activity  
Code: **<KLKUNIVERSE>**

MINIMUM SPEND OF P200;  
MAX DISCOUNT OF P600;  
FIRST TIMERS ONLY;  
IN-APP PURCHASES ONLY

**P750 OFF**

on P7500 spend

Code: **<750UNIVERSE>**

FOR IN-APP  
PURCHASES ONLY

**P3000 OFF**

on P25000 spend

Code: **<3KUNIVERSE>**

FOR IN-APP  
PURCHASES ONLY

**P6500 OFF**

on P50000 spend

Code: **<6KUNIVERSE>**

FOR IN-APP  
PURCHASES ONLY

**P15000 OFF**

on P100000 spend

Code: **<15KUNIVERSE>**

FOR IN-APP  
PURCHASES ONLY





## Before you go

Here are some suggested stays for every wallet size. These are conveniently located near Osaka station, so it's easy for you to get around!

Budget	Hotel
USD 60/night and below	<ul style="list-style-type: none"><li>• St Giles Makati – A St Giles Hotel (Makati)</li><li>• Lub D Philippines Makati (Makati)</li><li>• The A. Venue Hotel (Makati)</li></ul>
USD 150/ night and below	<ul style="list-style-type: none"><li>• Dusit Thani Manila Hotel (Makati)</li><li>• New World Makati Hotel (Makati)</li><li>• The Peninsula Manila (Makati)</li></ul>
USD 300/night and below	<ul style="list-style-type: none"><li>• Shangri-La at the Fort Manila (BGC)</li><li>• Fairmont Makati (Makati)</li><li>• Makati Shangri-La Manila Hotel (Makati)</li><li>• Makati Diamond Residences (Makati)</li></ul>

Before leaving the airport, be sure to pick up the following items.

Item	Location
<a href="#">3G/4G SIM Card (MNL Airport Pick Up/Delivery) for the Philippines</a>	<b>Ninoy Aquino International Airport (NAIA) Terminal 2 Arrival Hall</b> Look out for a delivery agent with your name on a placard who will wait for you for up to 2 hours.



### Hop on a hassle-free [Klook car charter](#) to your hotel

Skip the queues and Klook yourself a private car charter from any NAIA terminal to Taguig, Makati, Manila, Paranaque, Mandaluyong, Ortigas, Las Pinas, Pasig or Muntinlupa!

As soon as you get your bags from the carousel, head straight to the arrival hall and a representative will be holding up a Klook sign for you!

# DAY 1 OVERVIEW

Time	Activity	How To Get There
0830-0930	Have breakfast at <b>Mary Grace</b> - a homegrown franchise specializing in local pastries.	Have your car charter driver drop you at the Greenbelt outlet in Makati
0930-1230	Explore the malls in the Makati area - <b>Greenbelt, Glorietta, SM.</b>	
1230-1250	Travel to <b>Bonifacio Global City (BGC)</b> , Taguig City	Hop on a Grab and take a 20-minute ride to BGC
1250-1415	Lunch in <b>Manam</b> , BGC.	
1415-1430	Walk to <b>R.O.X.</b> in Bonifacio High Street to meet up for the BGC Bambike Tour.	It's a 10 min walk from BGC to the meet up place for the Bambike tour
1430-1630	Check out the best spots in BGC on the <b>BGC Bambike Tour</b> .	
1630-1645	Walk to <b>Mind Museum</b> .	Walk 10 min from High Street to Mind Museum
1645-1800	Discover incredible scientific facts over at <b>Mind Museum</b> .	
1800-1815	Walk to <b>Mercato Tent</b> .	Walk 10 min from Mind Museum to Mercato
1730-1735	Dinner and dessert at <b>Mercato</b> .	
	Back to hotel.	



# DAY 1 | Makati & BGC



1

## 0830-0930: Enjoy comfort food at its finest at Cafe Mary Grace

Do like the Japanese and grab your breakfast from the convenience stores!

Nothing says good morning like a piping hot piece of fried chicken from Lawsons! We'd suggest getting one from the Lawsons at Osakako Station and munching on it on the way to your next destination.



### Getting there:

Drop off at Chihuahua Mexican Grill (Greenbelt 3) facing Esperanza Street then turn right and walk left towards Cafe Mary Grace.

Address: Ground Floor, Greenbelt 2, Esperanza Street, Ayala Center, Greenbelt, Makati City  
Opening Hours: Mon-Thu, 8am-11pm | Fri-Sun 7am-midnight

2

## 0930-1230: Partake in a Filipino past time - mall hopping!

Filipinos love hanging out at the malls to kill time. Fortunately, Cafe Mary Grace is already located in one of Makati's most visited malls so you can easily start your window shopping adventure immediately!

From third wave coffee shops to European brand boutiques, you're sure to find whatever you need in one of these four shopping centers!



### Getting there:

From Greenbelt, you can just cross a bridge to get to Landmark, Glorietta, and SM.

# DAY 1 | Makati & BGC



3

## 1250-1415: Lunch at local favourite restaurant Manam

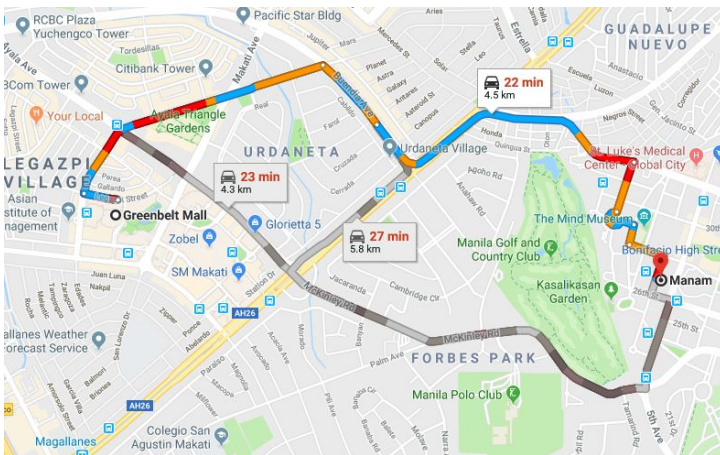
All that walking is sure to make you hungry! This local favorite restaurant claims its *pork sisig* dish is the best in the country - and we might have to agree.

Apart from literally have every classic Filipino dish available, they also provide guests a “twist” option as well. For the adventurous foodies, we recommend the *watermelon sinigang*, which you should wash down with an *ube sago shake*!

### Getting there:

Book a Grab car or hail a taxi cab from Greenbelt and pass through the Kalayaan Flyover to arrive at Manam quicker.

Address: Ground Floor, Net Park, 4th Avenue, Bonifacio Global City, Taguig City  
Opening Hours: Daily 7:00am-10:00pm



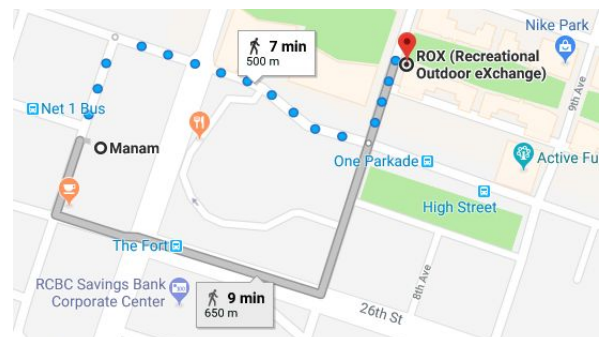
4

## 1415-1430: Lunch at local favourite restaurant Manam

Work out after your meal with a BGC Bambike Tour! In just under two hours, your guide will take you around BGC's most prominent landmarks, like WW2 Mosaics, and eye-catching street art such as Cyrle's “Between the Lines”.

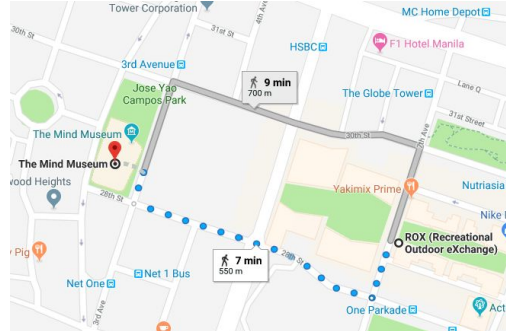
### Getting there:

The meet up location (R.O.X. Building in Bonifacio High Street) is only a short walk from Manam at 4th Avenue. It'll take you approximately 10 mins to walk from point A to point B!





# DAY 1 | Makati & BGC



5

## 1630-1800: Sharpen your mental skills at Mind Museum

Right after your Bambike tour, walk over to Mind Museum to give your mind a bit of a workout! With five interactive galleries to explore - Atom Gallery, Life Gallery, Earth Gallery, Universe Gallery, and Technology Gallery, you're sure to have quite a mind boggling experience!

### Getting there:

Walk for 10 mins from R.O.X. Building to the Mind Museum

Address: JY Campos Park, 3rd Ave, Taguig, 1634

Opening Hours: Monday - Closed | Tuesday-Sunday 9am-6pm

6

## 1440-1700: Eat your way through Mercato Centrale

For the best, most wallet-friendly meals, head to Mercato Centrale where you'll find everything from Filipino street food to Italian favourites!

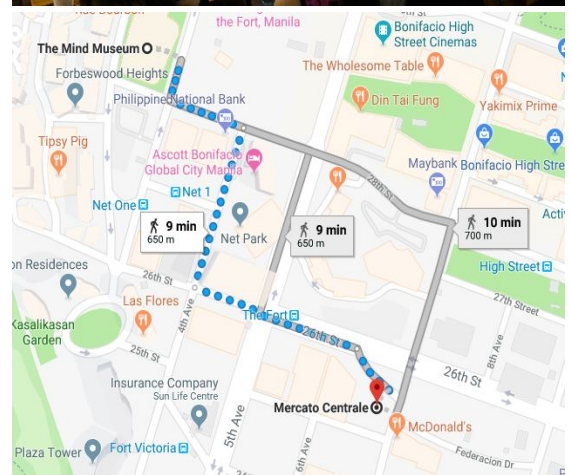
Check out Olvera's for mouthwatering *lengua* burritos and beef tacos, then wash it down with an avocado shake from For Heaven's Shake!

### Getting there:

The Mercato tent is a 10 min walk from the Mind Museum

Address: 25th Street Corner 7th Avenue, Taguig, Metro Manila

Opening Hours: Sunday-Tuesday Closed | Wednesday-Saturday 6pm-3am



## DAY 2 OVERVIEW

Time	Activity	How To Get There
0400-0645	Wake up early and travel to <b>Tagaytay</b> .	Private charter driver will pick you up from your hotel
0745-1200	Early morning hike up <b>Mt. Taal</b> .	Drive up to Batangas will take around 1 hour or more
1200-1300	Travel to <b>Breakfast at Antonio's</b> .	Drive from Taal to Tagaytay will take an hour
1300-1430	Lunch at <b>Breakfast at Antonio's</b> Tagaytay.	
1430-1445	Travel to <b>Paradizoo</b> .	15 min drive from Breakfast at Antonio's
1445-1615	Meet and greet animals at <b>Paradizoo</b> .	
1615-1645	Travel to <b>Nurture Wellness Spa</b> .	30 min drive from Paradizoo
1645-1800	Have a relaxing massage at <b>Nature Wellness Spa</b> .	
1800-2100	Travel back to <b>Manila</b> .	The journey will take approximately 3 hours
2100-2200	Dinner in <b>Locavore</b> in Salcedo.	
2200-late	Bar hopping in <b>Poblacion</b> .	Get a 20 min Grab ride to Poblacion



## DAY 2 | Tagaytay

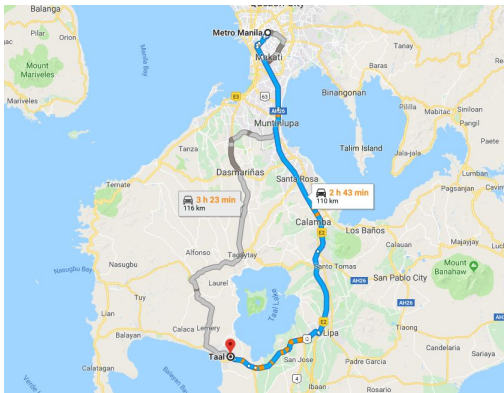


1

### 0400-1200: Gear up for an early morning hike up Mt. Taal

Rise and shine! Grab your bottle and hiking shoes and get ready for an adventurous morning hike! Meet up with your [private car charter driver](#) and make your way to Talisay - the jump off point for the hike. If you've never hiked before - that's perfectly fine. This hiking trail is perfect for beginners, plus a guide will be assisting you all the way to the crater!

Once you arrive in Talisay, you will first board a rented boat to Taal Volcano - which is where you will begin the hike. The hike will take around three hours including some time to explore and take photos at the summit. Once you get to the summit, reward yourself with some fresh *buko* (coconut) juice and snacks! Since the entire trip will be quite tiring, make sure to pack light and bring only what you need



#### Getting there:

Klook your [private car charter from Manila](#) and enjoy a hassle-free journey to Mt Taal!

Address: McDonald's El Pueblo, El Pueblo Real De Manila, Ortigas Center, Doña Julia Vargas Ave., Pasig, Metro Manila

## DAY 2 | Tagaytay

2



### 1200-1430: Reward yourself at Breakfast at Antonio's

After all that effort, dive straight into an all-day breakfast at Breakfast at Antonio's! Not only is the food good, the restaurant also offers unobstructed views of Mt. Taal!

We recommend the French Toast Walnut Turkish or Reuben Sandwich. Don't forget the Chocolate Grande!

#### Getting there:

The drive up to Breakfast at Antonio's takes approximately an hour via Lemery Highway

Address: Breakfast at Antonio's, Nasugbu Highway, Tagaytay, Cavite  
Opening hours: Daily 7.00am-9.00pm

3

### 1430-1615: Meet hundreds of friendly animals at Paradizoo

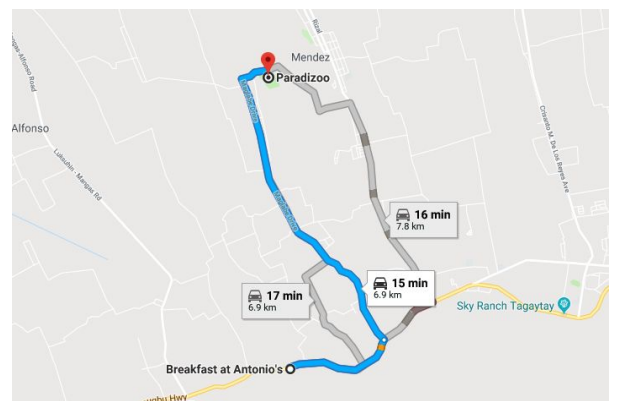
After your meal, head to Paradizoo - home to sprawling flower gardens and unique farm animals like llamas, camels and ostriches!

Additionally, there are also botanical stations throughout the park like the vegetable garden, eclectic garden and bromeliad pavilion - all of which everyone in the group is sure to enjoy!

#### Getting there:

The drive up to Paradizoo from Breakfast at Antonio's takes around 15 minutes

Address: Km. 63 Panungyan Mendez, Tagaytay, Cavite  
Opening Hours: Daily 8:00am-5:00pm





## DAY 2 | Tagaytay



4

### 1615-1800: Treat yourself to a massage at Nurture Wellness Village

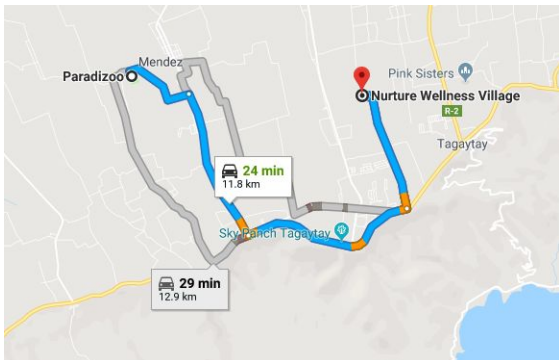
Just over 20 minutes from Paradizoo, you'll find yourself in [Nurture Wellness Village](#), one of the country's top spas!

[Check out Klook's available packages](#) which include scrubs, massages, and even a customized Filipino massage using banana leaves!

#### Getting there:

The drive from Paradizoo to Nurture Wellness Village takes about 25 minutes via the Nasugbu Highway

Address: Nurture Wellness Village Pulong Sagingan, Barangay Maitim II West Luzon 4120, Tagaytay, Cavite



5

### 2100-2200: Indulge in even more Filipino food at Locavore

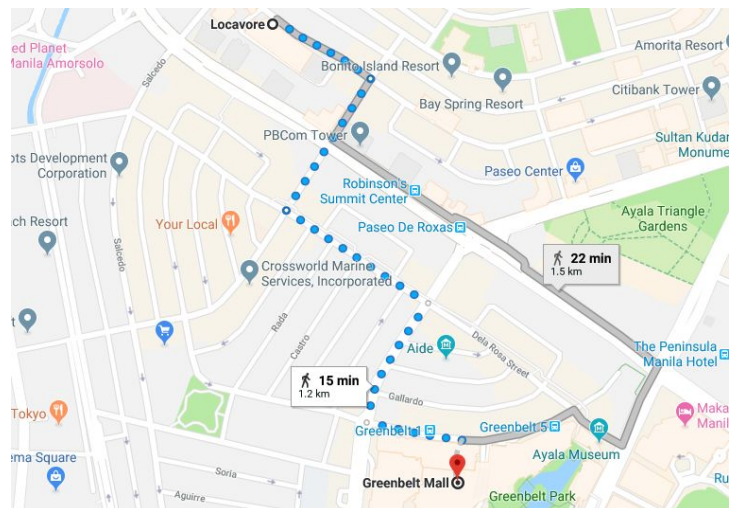
After an exciting day in Tagaytay, it's time to head back to Manila where you can either take a quick rest or head straight to dinner! There are so many restaurants in the city you can't afford to sleep on, and Locavore is one of them.

If it's your first time in Locavore, we highly recommend trying the oyster sisig and sizzling sinigang!

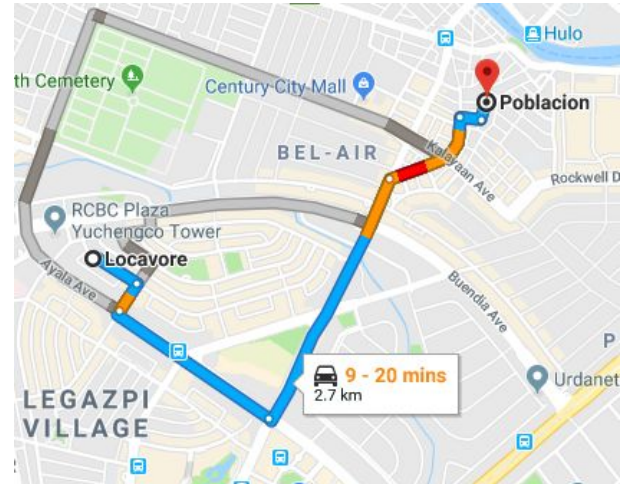
#### Getting there:

Locavore is a short 15 min walk from Greenbelt Mall

Address: Three Central, Valero, Makati, Metro Manila  
Opening Hours: Sunday-Friday 10.00am-midnight | Saturdays 9.00am-midnight



## DAY 2 | Tagaytay



6

### 2200-late: Experience Manila's unique nightlife at Poblacion

Right after dinner, drag your friends to Poblacion for a fun night out! Manila's drinking culture has definitely evolved throughout the years and there are quite a number of hip and trendy drinking spots throughout the metro.

Poblacion is dotted with many affordable boutique bars and restaurants perfect to drink the night away in! Not sure where to go? We recommend Polilya, ABKD, or El Chupacabra!

#### Getting there:

Though located in the same city, it's best to take a Grab to Poblacion as it can take anywhere between 10-22 minutes of travelling time.



## DAY 3 OVERVIEW

Time	Activity	How To Get There
0700-0900	Early morning breakfast in <b>Wildfour Cafe + Bakery</b> in Salcedo, Makati	Private charter driver will pick you up from your hotel
0900-1000	Travel to <b>Pinto Art Museum</b>	Travel time from Makati to Antipolo via car is 1 hour
1000-1230	Explore <b>Pinto Art Museum</b>	Drive from Taal to Tagaytay will take an hour
1230-1330	Travel to <b>Maginhawa</b>	Drive 1 hour to Maginhawa
1330-1530	Embark on a food trip at <b>Maginhawa StrEat</b>	
1530-1600	Travel to <b>Dessert Museum</b>	Drive 30 min to Dessert Museum
1600-1800	Explore the <b>Dessert Museum</b>	
1800-1830	Travel to <b>Malate</b> , Manila	30 min drive from Dessert Museum to Malate
1830-2000	Dinner at <b>Makchang Korean BBQ Restaurant</b> in Malate, Manila	
2000-2100	Grocery shopping at SM for the next day	
	Back to hotel.	

## DAY 3 | Antipolo & Malate



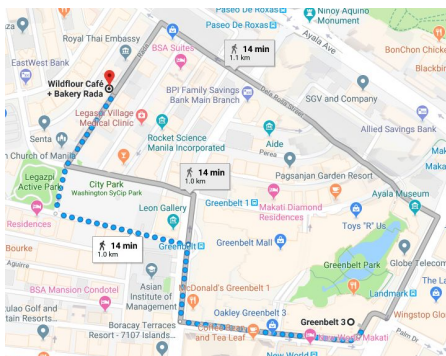
1

### 0700-0900: Fill your bellies at Wildflour Cafe + Bakery

Meet up with your private car charter driver and head for breakfast at Wildflour Cafe + Bakery! This restaurant has become a favorite of many locals thanks to its tasty brunch options and Pinterest-style interior. Satisfy those cravings with a delicious plate of Brûlée French Toast or Croque Madame with a side of cold brew matcha green tea!

If you find yourself in Bonifacio Global City and want to try their delicious dishes, their literal little sister company - Little Flour - can be found in the area too!

Address: Ground Floor, Frabelle Business Center 111, Rada, Legazpi Village, Makati, 1229 Metro Manila  
Opening Hours: Monday-Wednesday 6:00am-10:00pm | Thursday-Saturday 6:00am-11:00pm | Sunday 8:00am-4:00pm



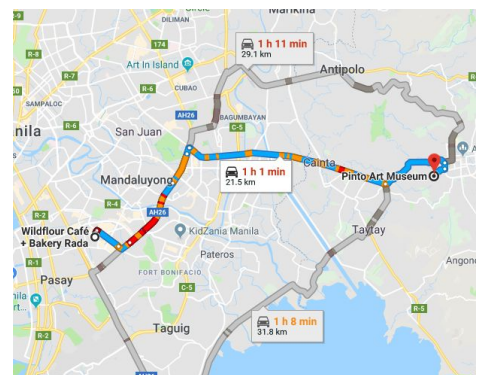
2

### 0900-1230: Immerse yourself in art at Pinto Art Museum

Make your way to Antipolo to explore one of Manila's best kept secrets - Pinto Art Museum! Although pretty popular with locals, not many tourists venture out to this region, just minutes out of Manila. The Pinto Art Museum is tucked in the hills of Antipolo and showcases six impressive galleries, installations, and art wings featuring works from the country's best contemporary artists.

There is also an on-site garden with sweeping views of Manila.

Address: 1 Sierra Madre St, Subdivision, Antipolo, 1870 Rizal  
Opening Hours: Tuesday-Sunday 9am-6pm | Closed on Mondays



## DAY 3 | Antipolo & Malate

3

### 1230-1530: Release your inner child and go crazy at USJ!

While you're up north, head on over to Maginhawa StrEat for a extraordinary food trip! You'll find everything from street food to insta-worthy desserts in this one street.

We recommend Friuli Trattoria, Soru Izakaya, Topdawgs, Negative Space Cafe and Van Gogh is Bipolar to name a few. However wherever you end up dining, we're sure it won't disappoint!

#### Getting there:

It's a 45 min drive from Antipolo to Maginhawa.

Address: Maginhawa, Diliman, Lungsod Quezon, 1101 Kalakhang Manila

4

### 1530-1800: Sweeten your holiday at the Dessert Museum

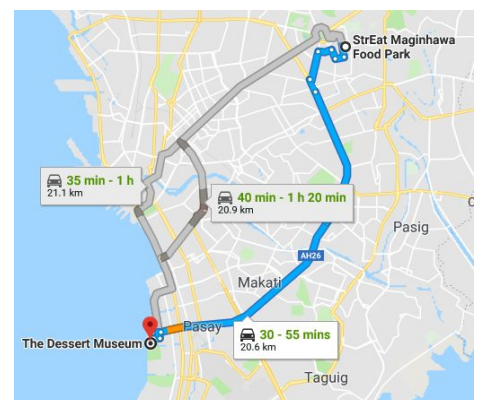
Make sure to save some space for dessert from your food trip and make your way to the [Dessert Museum](#)! Manila's first ever dessert wonderland is every dessert lovers' dream and more.

Fill your senses (and Instagram feed) with delicious sights from 8 candy-coated exhibits! The cherry on top is [PHP 200 off your entrance fee ticket](#) when you Klook!

#### Getting there:

It's a 30-55 minute drive from Maginhawa via Ocampo Street

Address: G/F S Maison Mall, Conrad Hotel Manila, Mall of Asia Complex, Pasay City  
Opening Hours: Daily 10am-9pm





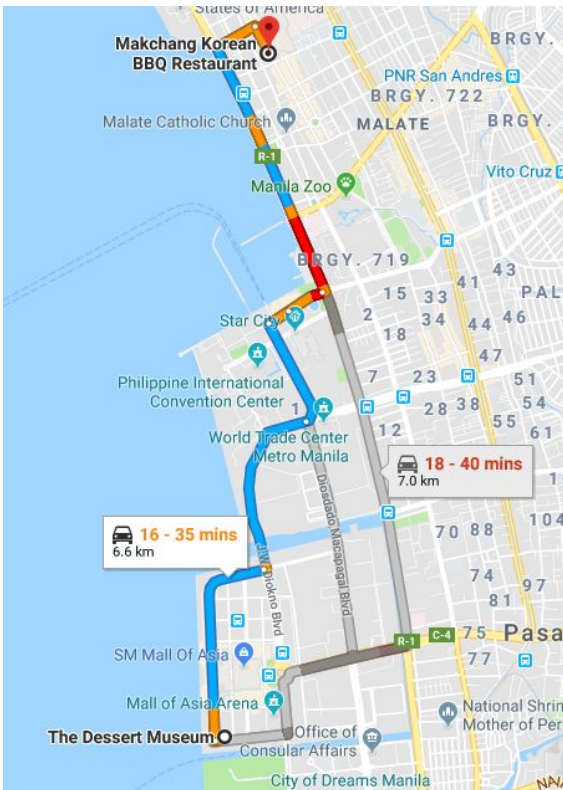
## DAY 3 | Antipolo & Malate



5

### 1920: Fresh seafood grilled before your eyes at Isomaru Suisan Bar for dinner

Korean food is having a moment in the country, so after your dessert extravaganza, head on over to Makchang KBBQ to give your tastebuds another treat! This authentic Korean restaurant is favored by many locals thanks to its wide meat selection and unlimited side dishes for an affordable price! Make sure to add in a bottle or two of *soju* to complete the experience!



#### Getting there:

The drive up to Manila will take anywhere from 15 to 30 minutes.

Address: 1547 Adriatico St, Ermita, Manila, 1000 Metro Manila  
Opening Hours: 24 hours

### Pick up some snacks for your road trip before you head back to the hotel

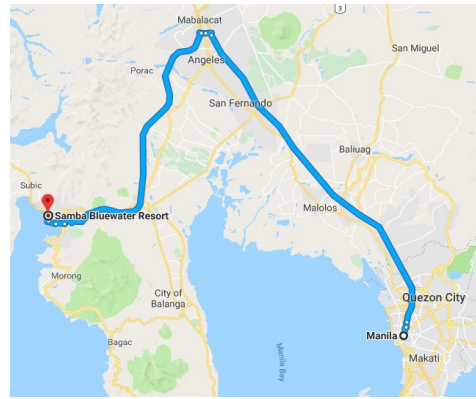
Before heading back to your accommodation, stop by your nearest grocery or convenience store to pick up some snacks and quick meals for your upcoming road trips! This will definitely save a ton of money and you can even try some of the Philippines' favorite snacks!

Pick up a bottle of C2 Iced Tea to stay refreshed and a bag of Clover and Sweet Corn!

## DAY 4 OVERVIEW

Time	Activity	How To Get There
0600-0700	Meet up with your private car charter driver for Subic.	Private charter driver will pick you up from your hotel
0900-1000	Travel to <b>Subic</b> .	It's a 2-3 hour drive from Manila to Subic
1000-1230	Start the day at the <b>Inflatable Island in Subic</b> .	
1230-1330	Travel to <b>Coco Lime</b> .	Drive 1 hour to Maginhawa
1330-1530	Travel to <b>Camayan Beach Resort</b> .	Drive to Camayan Beach for 30 minutes
1530-1600	Lounge on your own private beach at <b>Camayan Beach Resort</b> .	
1600-1800	Dinner at <b>Jollibee</b> on the way back to Manila.	It's a 3 hour drive back to Manila from Camayan Beach Resort
	Back to hotel.	

## DAY 4 | Subic



1

### 0600-1230: Relive your childhood memories at Inflatable Island in Subic

Ready for a splashin' good time? Feel like a kid again and make your way to the Inflatable Island! Meet up with the car charter driver at your agreed time and drive to Subic. Suitable for visitors of all ages, [Inflatable Island](#) is comprised of slides, towers, bridges, human launchers, and even a Unicorn Island which guests are all free to bounce on! Choose from [Klook's available packages](#) and simply present your pass to enter all zones for free!

#### Getting there:

The drive up to Subic will take around 2 to 3 hours

Address: Samba Bluewater Resort, Subic Bay Waters, National Highway, Lower Kalaklan, Olongapo City, Zambales  
Opening Hours: Daily 8am-5pm

2

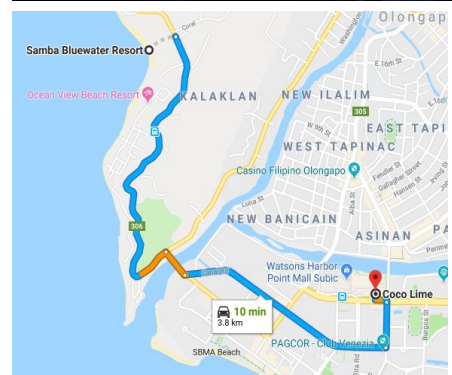
### 0600-1230: Devour fresh seafood at Coco Lime

Surely after a fun-filled morning at Inflatable Island, you'll be looking for something good to eat! Drive over to Coco Lime, one of Subic's top food chain restaurants, and devour your favorite Asian dishes like fried spring rolls, Thai yellow curry, or pineapple rice!

#### Getting there:

It's a 10 min drive to Coco Lime

Address: Coco Lime, Along Rizal Highway, Across Times Square Cinema, Subic Bay, Rizal Highway, Subic Bay Freeport Zone, Olongapo, 2200 Zambales  
Opening Hours: Daily 11am-1.45pm, 5pm-10pm





## DAY 4 | Subic



3

### 1330-1600: Escape to your own private beach at Camayan Beach Resort

After a morning full of activity, head to a nearby beach for some R&R!

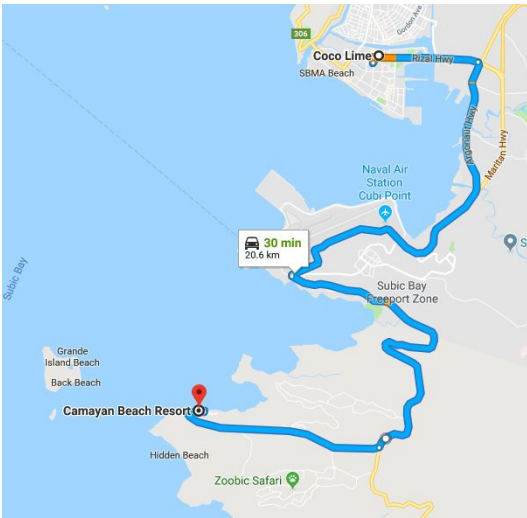
Camayan Beach Resort is nestled in a quiet area of Subic Bay and houses clear blue waters and white sandy shores. Visitors can relax by the beach or participate in activities like scuba diving, snorkeling and even horseback riding!

[Klook a day pass](#) and enjoy beach access and shower use!

#### Getting there:

The drive up to Subic will take around 2 to 3 hours

Address: Camayan Wharf Road, Ilanin Rd, Subic Bay Freeport Zone, Philippines 2222  
Opening Hours: Daily 6am-8pm (last admission 7pm)



4

### 1800: Dinner at Jollibee

On the way back from Subic, make sure to make a pit stop at the next Jollibee you see! No trip to the Philippines is complete without a taste of this classic Filipino fast food restaurant! With so much favorites to choose from, we recommend you try the Chicken Joy, Jolly Spaghetti, Yum Burger, Burger Steak, or Pancit Palabok! Make sure to follow it up with a Peach Mango Pie and Jolly Fries to complete the experience.

#### Getting there:

As the largest fast food restaurant in the country, there's bound to be at least three Jollibee's on the way back to Manila from Subic!



## DAY 5 OVERVIEW

Time	Activity	How To Get There
0800-0840	Start the day early and hop on a Grab up to Binondo - Manila's Chinatown center!	
0850-1230	Eat your way through Chinatown with the <b>Binondo Food Wok tour</b> .	Meet up with your tour guide at Binondo Church
1230-1240	Walk over to <b>Divisoria Market Place</b> .	Walk for 10 minutes
1240-1630	Go on a <b>Divisoria Market Place</b> shopping spree.	
1630-1640	Travel to <b>Intramuros</b> .	10 min Grab ride from Divisoria Market Place
1650-2000	Go on a walking tour of Intramuros with <b>Carlos Celdran's Walk This Way Tour</b> .	Drive to Camayan Beach for 30 minutes
2000-2100	Dinner at <b>Barbara's Heritage Restaurant</b> .	Barbara's Heritage Restaurant is located inside Intramuros
2100	Travel back to Manila.	
	Back to hotel.	

# DAY 5 | Binondo

1

## 0800-1230: Eat your way through Chinatown



Welcome to Binondo - Manila's historic Chinatown! Meet up with your food tour guide and embark on a food tour through one of Manila's busiest streets. For three hours, tourists will be taken to the district's popular landmarks like the Plaza Calderón dela Barca, Basílica de San Lorenzo Ruiz, and Ongpin Street - all while munching on some tasty snacks from nearby stalls. Feel free to indulge in dumplings, hopia, siopao and lumpia!

### Getting there:

It's a 20-40 min drive by Grab.

Meeting Point: Binondo Church, Plaza L.Ruiz, Binondo 1006, Manila, Binondo, Manila, Metro Manila

2

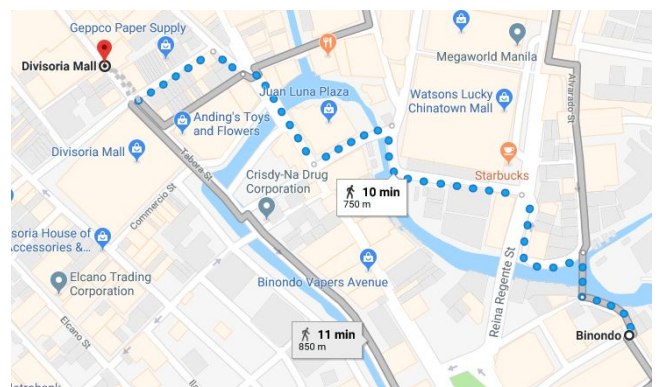
## 1230-1630: Go on a shopping spree at Divisoria Market Place

Walk off all that Chinese food with a shopping extravaganza at Divisoria Shopping Center! This is the best place to go to for cheap goods and wholesale items, so you can expect it to be quite crowded! However, despite the crowds, this is truly the best place to get a bargain.

### Getting there:

We recommend walking from Binondo to Divisoria for around 10 minutes! This way you can see more of the area.

Meeting Point: 540 Comercio St, Binondo, Manila, Metro Manila  
Opening Hours: Daily 8am-7pm

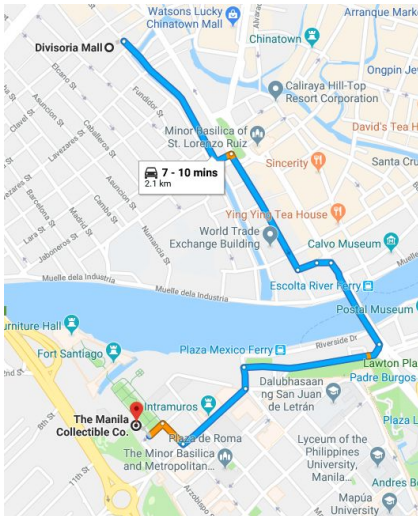




## DAY 5 | Binondo

3

### 1630-2000: Go on a walking tour of Intramuros



Take a break from shopping and immerse yourself in a little bit of a history lesson from the infamous Carlos Celdran. The Walk This Way tour of Intramuros, the walled city, isn't your typical guided tour. Celdran will take you back in time and provide tourists with an animated crash course of Philippine history, culture, and architecture that's sure to entertain.

[Book your tour with Klook](#) and get a free horse-drawn carriage ride across Plaza San Luis, plus a delicious *halo-halo* to cap off your tour!

#### Getting there:

Take a 10 min Grab to the meet up location (The Manila Collectible Co in Gen Luna Street) or walk for around 20 minutes.

Meeting Point: Binondo Church, Plaza L.Ruiz, Binondo 1006, Manila, Binondo, Manila, Metro Manila

4

### 0800-1230: Eat your way through Chinatown

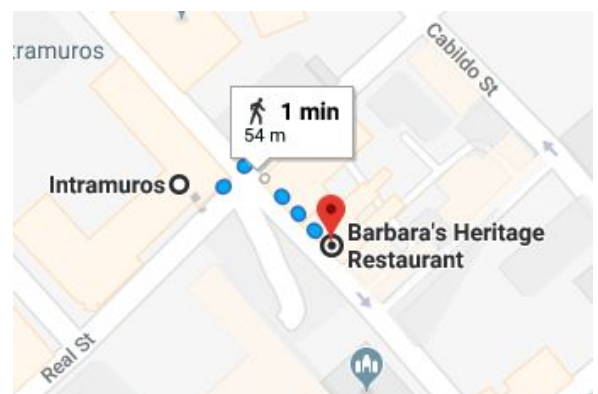
All that walking from both shopping and the tour is sure to make you hungry, so end the adventure at Barbara's Heritage Restaurant for a delicious buffet dinner and culture show.

There's no better way to end off your day!

#### Getting there:

Barbara's Heritage Restaurant is located just across Intramuros

Meeting Point: Plaza San Luis Complex, General Luna St, Intramuros, Manila, 1002 Metro Manila



## DAY 6 OVERVIEW

Time	Activity	How To Get There
0830-1130	Grab breakfast in South Luzon Expressway on the way to <b>Laguna</b> .	Private charter driver will pick you up from your hotel
1200-1900	Spend the entire day at <b>Enchanted Kingdom!</b>	Drive 20 more minutes from SLEX
1900	Head back to <b>Manila</b> .	
	Back to hotel.	

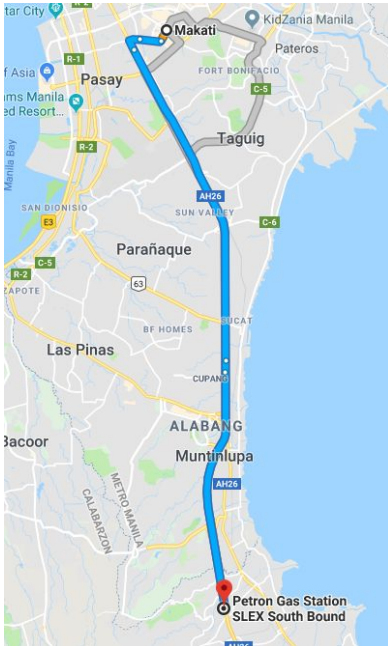


## DAY 6 | **Laguna**



1

### **0830-1130: Grab breakfast along South Luzon Expressway**



On the way to Enchanted Kingdom, you'll pass by several pit-stop stations along South Luzon Expressway. We recommend stopping by Petron Gas Station for more food options such as Pancake House, Starbucks, Jollibee and more! As much as possible, we recommend making your way down south as early as possible to skip the traffic and the lines at Enchanted Kingdom!

#### **Getting there:**

It's a 40 min drive via Metro Manila Skyway and South Luzon Expressway

2

### **1200-1900: Have an enchanting day at Enchanted Kingdom Theme Park**



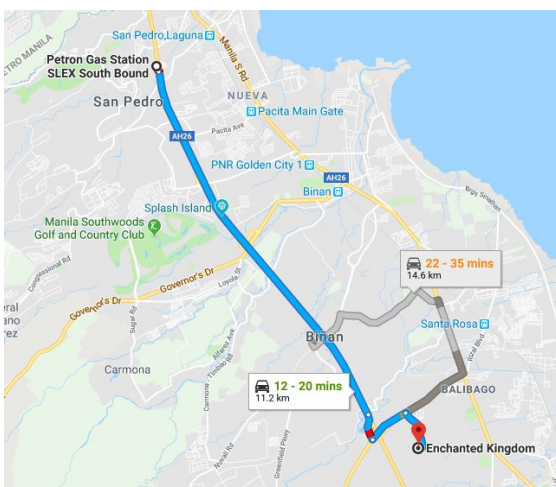
If Hong Kong has Disneyland, Manila has [Enchanted Kingdom](#)! Although it isn't as big as the famous theme park, Enchanted Kingdom, or EK to its locals, is packed with the same amount of fun and excitement! Visitors can explore seven themed zones and over 20 attractions ranging from live theatre productions to thrill seeking rides!

When you arrive at the theme park, head straight to the more popular rides such as Rio Grande Rapids, Space Shuttle, or Log Jam as those tend to get crowded very quickly!

#### **Getting there:**

20 min drive from the gas station.

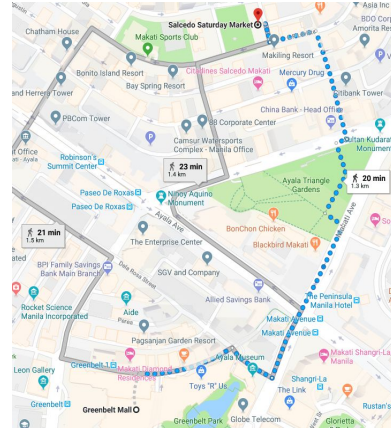
Meeting Point: Enchanted Kingdom, San Lorenzo Rd, Laguna, Santa Rosa, 4026 Laguna  
Opening Hours: Thursday-Friday 12pm-7pm | Weekends 11am-9pm



# DAY 7 OVERVIEW

Time	Activity	How To Get There
0800-1000	Breakfast at <b>Salcedo Saturday Market</b> , Makati.	Take a Grab to Salcedo Saturday Market
1000-1030	Travel to <b>Manila</b> .	
1030-1300	Check out the <b>National Museum of the Philippines</b> .	Take a Grab to Manila from Salcedo
1300-1430	Late lunch at <b>Cafe Ilang-Ilang</b> at Manila Hotel.	Walk for about 15 minutes from National Museum Complex
1430-1440	Travel to <b>Manila Ocean Park</b> .	Walk for 6 min to Manila Ocean Park
1440-1745	Explore <b>Manila Ocean Park</b> .	
1800	Leave for <b>home</b> .	

# DAY 7 | Manila



1

## 0800-1000: Taste local flavours at Salcedo Saturday Market

From artisanal goods to imported food, the Salcedo Saturday Market is sure to deliver! Locals flock to this area of Makati every Saturday to shop their premium goods or produce and eat delicious food from homegrown family businesses.

With over 160 concessionaires, it can definitely be quite overwhelming to figure out what to try, so here are some of our recommendations: ginger ale from Stanford Shaw, Malaysian Lobster and Scallop Balls from Authentic House of Curry, pancakes from Japanese Pancakes or *dim sum* from Cheryl's Cuisine.

### Getting there:

Take a Grab from your hotel to Salcedo Saturday Market.

Address: Jaime C. Velasquez Park, Salcedo Village, Makati, Kalakhang Maynila

Opening Hours: Saturday 7am-2pm | Sunday-Friday Closed

2

## 1000-1300: Visit the National Museum of the Philippines

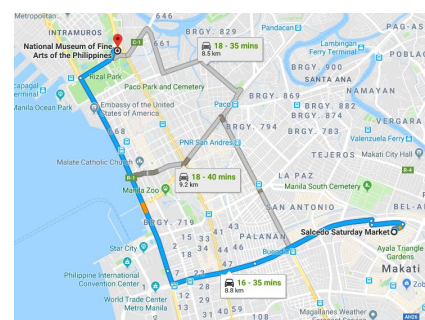
The great thing about this museum is that there are four different museums housed in one space! Don't miss a visit to see the famous Spoliarium painting of Juan Luna located on the ground floor of the National Museum of Fine Arts.

### Getting there:

It's a 30 min drive to National Museum Complex.

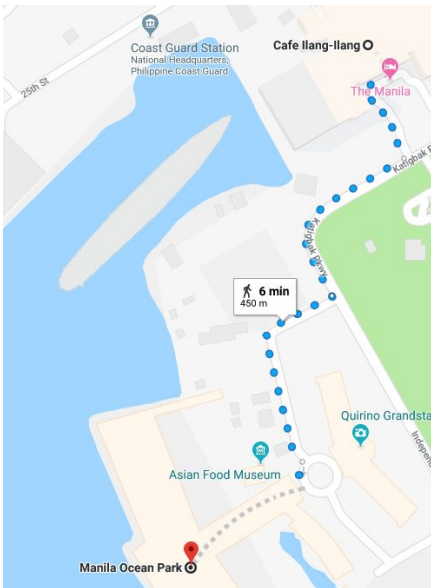
Address: Padre Burgos Ave, Ermita, Manila, 1000 Metro Manila

Opening Hours: Tuesday-Sunday 10am-5pm | Closed on Mondays





## DAY 7 | Manila



3

### 1430-1745: Visit marine animals at Manila Ocean Park

Right after you culture-filled morning, it's time to enjoy some time at [Manila Ocean Park](#)! Just a 6 minute walk from Manila Hotel, you'll be able to observe hundreds of sea animals like sharks and stingrays at the world-class Oceanarium located within the theme park!

You can also explore over 20 attractions and interactive shows such as the Trails to Antarctica Penguin Exhibit, Birds of Prey Kingdom and the Sea Lion Show! With Klook, you can choose from two bundles - the Marine Expedition (8 Attractions) and the Ocean Supreme Bundle (14 Attractions) depending on how much you want to see with the amount of time you have!

#### Getting there:

Manila Ocean Park is just a 6 minute walk from the Manila Hotel

Address: Quirino Grandstand, Ermita, Luneta, Manila 1000

Opening Hours: Weekdays 10am-8pm | Weekends 9am-8pm