


# Los Angeles

city guide



# EXCLUSIVE PROMO

AMERICAN DREAM SALE

**RM80 OFF**

**<MYAMERICA80>**

T&CS APPLY.

- This promotion is valid until 30 September 2019.
- Promotion code "MYAMERICA80" entitles users to additional RM80 off any Los Angeles activities on Klook with a minimum spend of RM800.
- Promo code is valid for one time use per user.
- Promo code is applicable to Malaysia users with Malaysia phone number only.

## STEP01

Discover popular activities and utility products like transport and WiFi

## STEP02

Add to cart and complete your purchase

## STEP03

Skip the queues with your mobile e-tickets



# BEFORE YOU GO



Picking the right area and type of accommodation is tricky business in LA. Certain districts have a better reputation than others and it's important to pick one that's both safe and convenient for your travels.

## Recommended Districts

Most travellers opt for home-sharing accommodation arrangements in the US. Homes in the following areas are generally safe and suitable for families.

Silverlake

Beverly Hills

Santa Monica

Hollywood

Miracle Mile

Sherman Oaks

## Districts to Avoid

Some tourist areas like Downtown LA and Venice Beach may be crowded during the day but get pretty quiet and dark at night. Tourists are advised to avoid the following areas especially after nightfall.

Skid Row

South Central

Pico-Union

Westlake

Boyle Heights

Compton

## Getting Around LA

Places of interest are spread all over LA and the best way to get around is via ride-sharing apps like **Uber** and **Lyft**.

While there are public trains and buses available locals advise against taking them. Driving is also an option but the traffic is generally quite bad especially during peak periods and most drivers tend to be rather aggressive. Drive only if confident!

# DAY 1 UNIVERSAL STUDIOS HOLLYWOOD

Time	Activity	How To Get There
0900-1000	Hop on an rideshare to <b>Universal Studios Hollywood</b>	
1000-2000	Maximize your day at <b>Universal Studios Hollywood</b>	
2000	Head back to accommodation	Rideshare

## Save on LA attractions with a Go Los Angeles Card

The Go Los Angeles Card is a digital pass that gives you direct access to 38 of Los Angeles' top attractions including **Universal Studios Hollywood, Warner Bros. Studios Tour, Six Flags** and more!

This all-inclusive pass is available on Klook in variations of 1, 2, 3, 4, 5 or 7 calendar days within a two week period. The card is first activated when used to enter an attraction.



# DAY 1 UNIVERSAL STUDIOS HOLLYWOOD



## Getting Tickets

Skip the queues and [book your Universal Studios Hollywood tickets on Klook!](#) Enter directly with a mobile voucher sent directly to your mobile phone.

Ticket Types	Validity
<b>Low Season (1 Day/2 Day)</b>	<ul style="list-style-type: none"><li>• 4 Sep-14 Dec 2018</li><li>• 1 Jan-24 May 2019</li><li>• 3 Sep-13 Dec 2019</li><li>• 1 Jan-31 Mar 2020</li></ul>
<b>High Season (1 Day/2 Day)</b>	<ul style="list-style-type: none"><li>• 15-31 Dec 2018</li><li>• 25 May-2 Sep 2019</li><li>• 14-31 Dec 2019</li></ul>

## 1. Maximize your day at Universal Studios Hollywood

Dive straight into fun at Universal Studios Hollywood!

This is the first ever Universal Studios theme park to open in the world! Expect a ton of unique attractions and exciting new developments all year round.

You definitely cannot miss The Wizarding World of Harry Potter™ and meeting the Minions, but here are a couple of attractions only found at Universal Studios Hollywood:

### **Studio Tour**

The Studio Tour is a breath-taking, immersive tour through reconstructed and actual film sets located within the sprawling Warner Bros. estate. You'll even get to enjoy a 3D experience with King Kong in a state-of-the-art 360 tunnel!

### **The Walking Dead Attraction**

Everyone's favourite zombie TV series is now a year-round attraction at Universal Studios Hollywood! This walkthrough experience promises realistic zombie experiences that will bring all the horrors of the series to life.

### **Universal Studios Hollywood**


**Address:** 100 Universal City Plaza, Universal City, CA 91608, USA

**Opening Hours:** Check [official website](#) for specific opening hours



# DAY 2 DISNEY CALIFORNIA PARKS

Time	Activity	How To Get There
0900-1000	Hop on an rideshare to <b>Disney California Parks</b>	
1000-1500	Spend the first half of the day at <b>Disney California Adventure Park</b>	
1500-2100	End it off at <b>Disneyland Park</b>	Walk across the plaza from Disney California Adventure Park to Disneyland Park
2100	Head back to accommodation	Rideshare





# DAY 2 DISNEY CALIFORNIA PARKS

## 1. Start off with Disney California Adventure Park

Here in Anaheim you'll have not just one, but TWO Disney Parks to enjoy!

**Disney California Adventure Park** is known for having the more "grown-up" rides including the thrilling Incredicoaster - the longest inverting roller coaster in the world. The park is also home to some of Disney's newer motion pictures with dedicated areas for The Incredibles, Toy Story and Cars.

Adults - you will also get to enjoy the wide variety of alcoholic beverages available for sale throughout the park including draft beer, cocktails and wine!

P.S. The Instagram-famous rose gold Minnie Mouse ears can be found here at Disney California Adventure Park!



## 2. End your day at Disneyland Park

Nothing is more magical than visiting the first ever Disneyland - the only park built under the supervision of Walt Disney himself!

Don't forget to head to the newly opened **Star Wars: Galaxy's Edge** land built in incredible likeness to the Steven Spielberg movies. Marvel also has a dedicated area in this Disneyland park, with a thrilling ride modelled after the **Guardians of the Galaxy** movies!

P.S. Even classic rides like **Pirates of the Caribbean** have new surprises!

## Getting Tickets

Klook your [Disney parks tickets](#) for easy access to one or both parks in one day! Enter direct with a mobile e-voucher sent straight to your Klook app or email.

Tickets are priced based on two factors: (1) Number of parks and (2) Seasonality.





# DAY 3 HOLLYWOOD

Time	Activity	How To Get There
0830-1100	Go on a <b>Warner Bros. Studios Tour</b>	Take a rideshare to Warner Bros. Tour Center
1100-1230	Head for brunch at <b>Bob's Big Boy</b>	6 mins via rideshare from Warner Bros. Studios.
1230-1500	Go on a short hike to the <b>Hollywood Sign</b>	Take a 15 min rideshare to Lake Hollywood Park
1500-1800	Explore <b>Griffith Observatory</b>	Take a 20 min rideshare from Lake Hollywood Park
1800-2000	Have dinner at <b>Kettle Black</b>	Take a 12 min rideshare from Griffith Observatory
2000	Head back to accommodation	






# DAY 3 HOLLYWOOD

## 1. Step into the movies on a Warner Bros. Studios Tour

Enjoy a [guided tour](#) of real Hollywood studios and sets and discover the industry secrets behind some of the world's most famous movies and shows.

The tour will take you behind-the-scenes of the Batman movies and past sets used on shows like Ellen and The Big Bang Theory. At the end, you'll even get a chance to ride on a broomstick from the Harry Potter movie franchise and visit the actual Central Perk set used in the epic series F.R.I.E.N.D.S.

P.S. A reservation is essential to secure your tour. Please visit the Klook product page for more information.



## 2. Have brunch at Bob's Big Boy

**Bob's Big Boy** is a Cali institution that was even featured in several Hollywood movies! This old-school diner serves classic American fare like burgers, thick shakes and fried chicken and waffles.

The outlet in Burbank is the oldest remaining outlet and declared a historical landmark in 1993.

### **Bob's Big Boy**

**Address:** 4211 W Riverside Dr, Burbank, CA 91505, USA

**Opening Hours:** Open 24 hours



# DAY 3 HOLLYWOOD

## 3. Go on an easy hike to the Hollywood Sign

If you've ever tried to Google your way to the Hollywood Sign you'll know there are so many different ways to get there!

We found a quick and easy way to the sign that won't have you breaking into too much of a sweat that starts off from Lake Hollywood Park. Check out our blog article for full details on how to get there.

Alternatively, you can also join a [hiking tour on Klook](#) that also starts from Lake Hollywood Park. Don't forget to hydrate and wear light clothing!



## 4. Learn about the stars at Griffith Observatory

This iconic landmark offers an in-depth look at stars, planets and our solar system. There's even a super telescope housed at the observatory through which the Moon, Jupiter and other planets can be seen.

Feature shows are open to the public for an additional fee at regular intervals throughout the day. We recommend planning your visit around the show of your choice as the schedule changes on a daily basis.

P.S. It is possible to [hike from the Hollywood Sign to Griffith Park!](#)

### Griffith Observatory

**Address:** 2800 E Observatory Rd, Los Angeles, CA 90027, USA

**Opening Hours:** Weekdays  
12.00pm-10.00pm | Weekends  
10.00am-10.00pm



# DAY 3 HOLLYWOOD

## 4. Have dinner at Kettle Black

**Kettle Black** is an Italian restaurant gem along Sunset Boulevard serving great food at affordable prices.

Dine outside for a more casual atmosphere or go indoors for a vibrant, modern ambience. The gnocchi dish was a great hit with all, with the cacio e pepe pasta dish our favourite for the night!

Reservations are recommended since this establishment gets pretty busy in the evenings!

### **Kettle Black**

**Address:** 3705 Sunset Blvd, Los Angeles, CA 90026, USA

**Opening Hours:** Weekdays 5.00pm to midnight | Saturdays 11.00am-midnight | Sundays 11.00am-10.00pm





# DAY 4 MELROSE & BEVERLY HILLS

Time	Activity	How To Get There
0900	Head to <b>Melrose Avenue</b>	Take a rideshare
0900-1000	Have breakfast at <b>Alfred's Tea Room</b>	
1000-1100	Explore Instagrammable spots and shops along <b>Melrose Avenue</b>	
1100-1300	Grab a quick bite at <b>In-N-Out</b>	Take a 5 min rideshare to the Sunset Boulevard outlet
1300-1400	Visit the <b>TCL Chinese Theatre</b>	Walk for 6 min to the TCL Chinese Theatre
1400-1700	Head to <b>Beverly Hills</b> for shopping and tea	Take a 15 min rideshare to Beverly Hills
1700-1800	Head to <b>Quarters</b> for Korean BBQ dinner	Take a 20 min rideshare from Beverly Hills to Quarters
1800-2000	Have dinner at <b>Quarters</b>	
2000	Head back to accommodation	



# DAY 4 MELROSE & BEVERLY HILLS



## 1. Have breakfast at Alfred Tea Room

**Alfred Tea Room** is hands down one of Melrose Avenue's most Instagrammable cafes! The entire cafe interior is millennial pink and even their drinks are made to be photo-worthy.

They offer teas with boba in exotic combinations of matcha oat milk or topped with a pinch of turmeric. They also offer a selection of pastries in flavours like rose and matcha.

Sit outside to catch a glimpse of the Instagram-worthy wall or simply to enjoy the gorgeous Californian sunshine!

---

### Alfred Tea Room

**Address:** 705 N Alfred St, Los Angeles, CA 90069, USA

**Opening Hours:** Daily 8am to 7pm

# DAY 4 MELROSE & BEVERLY HILLS



## 2. Go on an Instagram wall hunt along Melrose Avenue

Some of LA's most photographed locations can be found along Melrose Avenue! We sussed out the famous pink wall, the "Made in LA" wall graffiti and some small works of art along the way.

If you're not quite after the photos Melrose Avenue is also a famous shopping belt - home to local stores like Reformation, Revolve & Glossier!



## 3. Grab a bite at the famous In-N-Out

Locals love their burgers in America and in LA there's no exception. While other states have Shake Shack and Five Guys, **In-N-Out** is the burger joint of choice here.

The burgers and fries are cheap, affordable and widely available. True In-N-Out fans will know of the special menu items - Animal Fries and the Animal Burger - a mayo filled mess topped with cheese and bacon bits.

Check out the [official In-N-Out website](#) for a list of locations.





# DAY 4 MELROSE & BEVERLY HILLS



### 3. Find your star at the TCL Chinese Theatre


The **TCL Chinese Theatre** was first opened by Sid Grauman and remains a fully functioning movie theatre till this day. Handprints and footprints of famous stars like the Harry Potter cast, Johnny Depp, Julie Andrews and even the cast from Twilight can be found engraved into the sidewalk.

Right outside the theatre is the **Hollywood Walk of Fame** with stars bearing the names of some of Hollywood's biggest actors and artistes. Find your favourite and grab a shot!

### 4. Go shopping at Beverly Hills

The **swanky Beverly Hills** will make you feel as if you've been transported to a different place entirely! The fountains and ample outdoor seats make it a great place to spend the morning or the evening with some drinks and good food.

Beverly Hills is also home to multiple high fashion outlets and also popular yoga brand Alo Yoga where you'll be able to get your hands on stylish fitness attire at a steal.



# DAY 4 MELROSE & BEVERLY HILLS



## 5. Have dinner at Quarters

LA is such a cosmopolitan city you're bound to find good food from all around the world. One of the best types of cuisines is Korean food and **Quarters** offers some of the best in town.

They're famous for their Korean BBQ with affordable meal sets for group dining options. Do try their Kimchi Fried Rice for a creative spin on the usual!

You can even enjoy the outdoor bar while you wait - it offers a selection of Korean liquor brands like Hite and Makgeolli.




### Quarters

**Address:** 3465 W 6th St, Los Angeles, CA 90020, USA

**Opening Hours:** Daily 11am to 2am





# DAY 5 ART DISTRICT & LACMA

Time	Activity	How To Get There
0900	Head to <b>Grand Central Market</b> .	Take a rideshare
0900-1100	Explore <b>Grand Central Market</b> featuring some of LA's most famous eats like Eggslut	
1100-1200	Visit the <b>Bradbury Building</b> for a photo opportunity	Walk across the street from Grand Central Market
1200-1230	Head to <b>The Last Bookstore</b>	Walk for 5 mins from Bradbury Building to The Last Bookstore
1230-1430	Explore <b>The Last Bookstore</b>	
1430-1530	Head to the <b>LA Art District</b>	Take a 6 min rideshare from The Last Bookstore to the Art District
1530-1730	Head to the <b>Los Angeles County Museum of Art (LACMA)</b>	Take a 20 min rideshare from the Art District to LACMA
1730-1830	Head to Little Tokyo for <b>Daikokuya</b> ramen	Take a 20 min rideshare from LACMA to Daikokuya
1830-2030	Dinner at <b>Daikokuya</b>	
2030	Head back to accommodation	



# DAY 5 ART DISTRICT & LACMA



## 1. Have brunch at Grand Central Market

LA's **Grand Central Market** in the heart of the city is a bustling place whatever the time! Here you'll find fresh produce, beer on tap, delicious tacos and homegrown egg sandwich brand Eggslut all in the same place.

Grand Central Market is also centrally located so it's easy for you to visit some of downtown LA's best attractions at the same time.

### Grand Central Market

**Address:** 317 S Broadway, Los Angeles, CA 90013, USA

**Opening Hours:** Daily 8am to 10pm

## 2. Visit the Bradbury Building


Located just across the street from Grand Central Market, the **Bradbury Building** is one of LA's architectural wonders from 1893!

The building still houses functioning offices today so the guards are quite particular about noise, but as long as you don't disturb the offices they're more than happy to let you climb the famous staircase to the second level!

### Bradbury Building

**Address:** 304 S Broadway, Los Angeles, CA 90013, USA

**Opening Hours:** Weekdays 9am to 6pm | Weekends 10am to 5pm



# DAY 5 ART DISTRICT & LACMA



## 3. Pick up a read from The Last Bookstore


**The Last Bookstore** is an usual place in so many different ways. They sell mainly secondhand books at unbelievably low prices, they have an entire section dedicated to old-school records and they have a reputation for being one of the most photogenic bookshops around.

The most notable spots in the bookstore is the hole in the bookshelf and a tunnel made entirely out of books! Do be warned - you may have to queue to get your shot! There's also a horror crypt and handicraft section worth checking out.

### [The Last Bookstore](#)

**Address:** 453 S Spring St, Los Angeles, CA 90013, USA

**Opening Hours:** Sunday to Thursday, 10am to 10pm | Friday & Saturday 10am to 11pm



# DAY 5 ART DISTRICT & LACMA

## 4. Explore the Art District

LA's Art District is a collection of streets featuring graffiti and artisan shops. You'll also find the friendliest baristas and other purveyors of art working their craft in co-working spaces.

It's worth spending a while here just watching the neighbourhood unfold into the daily grind. Photo opportunities abound, and if you ever get tired it's easy to find a little food truck or coffee place to rest your feet.

**Start from** 1201 E 5th St, Los Angeles, CA 90013, USA.



## 5. Grab a picture-worthy shot at the Los Angeles County Museum of Art (LACMA)

You may have seen these iconic lamp posts on Instagram and now you know where to find them! This outdoor installation at LACMA is one of the museum's most iconic features and possibly one of LA's most photographed landmarks.

When we were there we saw people taking graduation photos, fashion photos and even wedding photos here. It can get pretty crowded especially in the evenings, so you'll have to be patient in order to get an ideal shot!

**Los Angeles County Museum of Art**

**Address:** 5905 Wilshire Blvd, Los Angeles, CA 90036, USA



# DAY 5 ART DISTRICT & LACMA



## 6. Have dinner at Daikokuya in Little Tokyo

This unassuming little Japanese eatery in the heart of Little Tokyo has a big reputation for serving LA's best ramen!

It's no surprise that long lines form outside the shop especially during meal times, but the wait is well worth it.

Their #1 seller the Daikoku Ramen is a tonkotsu-based ramen with chashu, egg, bamboo shoots, bean sprouts and green onions. Ask for the *kotteri* soup for a richer, thicker texture!

Note: Daikokuya accepts cash payment terms only!



### Daikokuya

**Address:** 327 E 1st St, Los Angeles, CA 90012, USA

**Opening Hours:** Sunday to Thursday, 11am to midnight | Friday & Saturday 11am to 11am





# DAY 6 VENICE BEACH & SANTA MONICA

Time	Activity	How To Get There
0900	Head to <b>Venice Beach</b> .	Take a rideshare
0900-1200	Explore <b>Venice Beach</b> .	
1200-1300	Head to <b>Santa Monica Pier</b> .	15 min rideshare from Venice Beach.
1300-1400	Have lunch at <b>Japadog</b> .	
1400-1700	Explore <b>Santa Monica Pier</b> and <b>Santa Monica Beach</b> .	
1700-1830	Have an early dinner at <b>Bubba Gump Shrimp Company</b> .	
1830-1930	Catch the sunset from the pier	Take a 20 min rideshare from the Art District to LACMA
1930-2130	Head for sunset drinks along the <b>Santa Monica</b> stretch	Take a 20 min rideshare from LACMA to Daikokuya
2130	Head back to accommodation	





# DAY 6 VENICE BEACH & SANTA MONICA

## 1. Explore Venice Beach


Venice Beach is renowned for its laid-back, chilled out vibe filled with street performers and buskers exhibiting their craft.

Rows of shops line the beachfront including stalls selling trinkets, caricatures and other knick knacks. Head to the skate park for a thrilling display of gravity-defying skateboard tricks.

If you're hungry you can pop into one of the many eateries just a short walk away from the beach. The famous Venice sign is also located a short distance away from the boardwalk.

To get the best shot with the Venice sign, you'll need to time your pictures carefully. The crossing is pretty long and should give you ample time to grab a quick shot before the lights change. Always remember to watch your surroundings and capture memories in a safe manner!

**Klook Tip:** Download the Bird or Lime app on your phone and rent an e-scooter to explore the entirety of Venice Beach!



# DAY 6 VENICE BEACH & SANTA MONICA

## 2. Have lunch at the Japadog stand

Some say you'll have the best hot dogs of your life from the **Japadog** stand along Santa Monica Pier. This Japanese fusion food truck serves only hot dogs and fries in delicious flavours like Terimayo (teriyaki sauce and mayo), Oroshi (freshly grated radish with soy sauce) and Yakisoba (Japanese noodles and arabiki sausage). Even their fries come with a twist - including a delicious combination flavour of Butter & Shoyu!

Japadog was so well received it even made ABC News. Definitely not something to be missed when you're at Santa Monica Pier!



## 3. Wander along Santa Monica Pier

You may have seen Santa Monica Pier featured in several Hollywood movies and nothing beats being there in person! While the pier itself is smaller than what is being portrayed in the movies there's certainly no shortage of things to see and do.

The famous ferris wheel is located within the Pacific Pier theme park together with some thrill rides, carnival games and other fun activities. The ferris wheel also lights up at night





# DAY 6 VENICE BEACH & SANTA MONICA

## 4. Have dinner at Bubba Gump

You'll want to try and get in line as early as possible for **Bubba Gump** at Santa Monica Pier! Lines start at sunset and can go up to a 40 table wait.

Bubba Gump gained popularity as an American restaurant influenced by the movie *Forrest Gump*. They serve great shrimp cocktails and seafood amongst other dishes!

### Bubba Gump Santa Monica Pier

**Opening Hours:** Monday to Thursday 10.30am to 11pm | Friday 10.30am to midnight | Saturday 8am to midnight | Sunday 8am to 11pm



## 5. Catch the sunset along the beach or the pier

After eating your fill, take the time to soak up the golden hour along the pier itself or take a short walk to the beachfront and watch the sun go down.


## 6. Head for drinks after sunset in Santa Monica

The Santa Monica belt is filled with swanky bars and trendy establishments where locals like to frequent especially on the weekends.

Check out these recommended places in Santa Monica:

- The Craftsman Bar and Kitchen
- The Misfit Restaurant + Bar
- The Chestnut Club
- Bar Chloe





# DAY 7 CENTRAL STATION

Time	Activity	How To Get There
1000	Head to <b>Central Station</b> .	Take a rideshare
1000-1100	Explore <b>Central Station</b> .	
1100	Head home	15 min rideshare from Venice Beach.



# DAY 7 CENTRAL STATION



## 1. Explore Union Station - featured in the movie *La La Land*

Before you leave for home, make a pit stop at Union Station - LA's main train station. This picturesque train depot has also been featured in the Hollywood blockbuster *La La Land*!

The station is equal parts modern and traditional with digital signboards signalling train timings propped up against an old brick wall. Even if you're not here to catch a train it's a lovely sight to behold and the perfect place to people watch.



### Union Station

**Address:** 800 N Alameda St, Los Angeles, CA 90012, USA

