



KLOOK

OSAKA

city guide

WELCOME COUPON

\$6 OFF

First-time app users
Code: <SGAPPFIRST>

Enjoy \$6 off any activity (excluding Universal Studios Japan and JR pass). Code expires after 3 months. T&Cs apply.

\$10 OFF

Min. \$150 spend
Code: <SGITIN10>

Enjoy \$10 off any activity (excluding Universal Studios Japan and JR pass). Code expires after 3 months. T&Cs apply.

Step 01



Discover popular activities and utility products like transport and WiFi

Step 02



Add to cart and complete your purchase

Step 03



Skip the queues with your mobile e-tickets



Your Osaka Checklist

Before embarking on your Osaka trip, here are some Klook products you'll need for this itinerary

DAY 1



OSAKA AMAZING PASS



KAIYUKAN AQUARIUM



LEGOLAND
DISCOVERY CENTER

DAY 2



HARUKAS 300



KITAMURA

DAY 3



1 DAY WEST KANSAI
JAPAN RAIL PASS



UNIVERSAL STUDIOS
JAPAN



ISOMARU

DAY 4



KINTETSU RAIL PASS 1 DAY

DAY 5



KEIHAN




KYOTO HALF DAY TOUR




KIMONO RENTAL

DAY 6



ROKKOSAN TOURIST PASS

DAY 7




FUSHIMI INARI AND
SAKE BREWERY TOUR



KYOTO AFTERNOON TOUR



DINNER AND NINJA SHOW



Before you go

Here are some suggested stays for every wallet size. These are conveniently located near Osaka station, so it's easy for you to get around!

Budget	Hotel
USD 60/night and below	<ul style="list-style-type: none">Drop Inn OsakaOsaka Guesthouse Hive
USD 150/ night and below	<ul style="list-style-type: none">Hotel Mystays Premier DojimaOsaka Umeda OS HotelFirst Cabin Hanshin Nishuimeda
USD 300/night and below	<ul style="list-style-type: none">Osaka Marriott HotelThe Westin Osaka

Before leaving the airport, be sure to pick up the following items.

Item	Location
4G WiFi Device	Kansai International Airport (KIX) Terminal 1 Building: 1F, International arrival lobby, Terminal 1 (Near the information desk at the entrance of the South Arrival Gate) Operating hours: 7:00am-10:00pm (Pick up & Return)
Osaka Amazing Pass	Osaka Kansai International Airport Terminal 1: HIS counter (1/F) next to the Northern Exit in the Arrival Hall Opening hours: 8:30am-10:00pm
HARUKAS 300	
Universal Studios Japan 1 Day Pass and West Kansai JR Pass	
Rokkosen Tourist Pass	
Kintetsu Rail Pass	Kintetsu Osaka Namba Station
Keihan Osaka Kyoto Pass	Time: 5:00am-12:00am Address: 3, Kitahama, Chuo-ku, Osaka Prefecture How To Get There: Keihan Main Line / Midosuji Line Yodoyabashi Station

DAY 1 OVERVIEW

Time	Activity	How To Get There
	Grab breakfast from a convenience store nearby (Look out for Lawson , Family Mart or 7-11)	
0930-1000	Travel to the Osaka Kaiyukan Aquarium	It's a 5 minute walk from Osakako Station on the Osaka City Subway Chuo Line
1000-1300	Catch the mega stars the whale sharks as they swim around the world's largest dome shaped tank!	
1300-1305	Walk to Naniwa Kuishinbo Yokocho for lunch.	Located in the same building as the Kaiyukan Aquarium
1305-1405	Lunch at Naniwa Kuishinbo Yokocho	
1405-1410	Walk to Tempozan Harbor Village	
1410-1440	Ride on the Tempozan Giant Ferris Wheel for splendid views of the city	
1440-1700	Relive your childhood at Osaka Legoland Discovery Centre!	A short walk from the Tempozan Ferris Wheel.
1700-1730	Travel to Umeda Station	Take the Chuo Line from Osakako Station to Hommachi and change to the Midosuji line to Umeda Station
1730-1735	Walk to the Pokemon Center	3 minute walk
1735-1835	Go crazy over Pokemon merchandise	
1835-1900	Walk to Ichiran Ramen and take a queue number	10 minute walk
1900-2015	Slurp up a piping bowl of Ichiran Ramen	
2015-2035	Walk to the Umeda Sky Building	17 minute walk
2035-2200	Visit the Umeda Sky Building	

DAY 1 | Osaka Harbor & Umeda

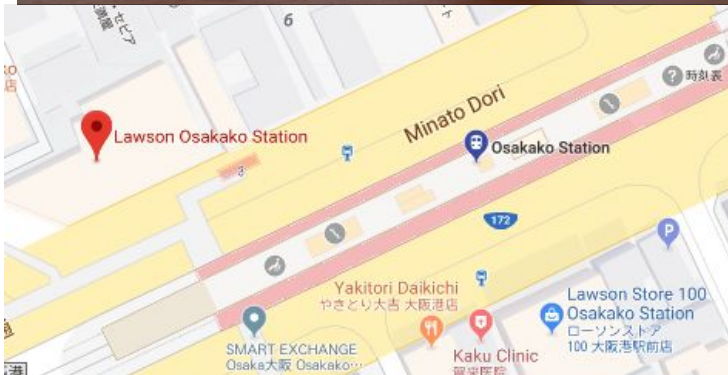


1

Upon arrival: Have an onigiri and fried chicken breakfast

Do like the Japanese and grab your breakfast from the convenience stores!

Nothing says good morning like a piping hot piece of fried chicken from Lawsons! We'd suggest getting one from the Lawsons at Osakako Station and munching on it on the way to your next destination.



Getting there:

Lawsons Osakako Station is location just outside of the station at exit 3

2

0930-1000: Walk off your meal at the Kaiyukan Aquarium

Head over to the [Kaiyukan Aquarium](#) to walk off your breakfast while looking at the world's largest dome shaped ceiling tank. Don't forget to get pictures of the mega superstars, the whale sharks!

Getting there:

The Kaiyukan aquarium is a short walk away from Lawsons

Address: 1 Chome-1-10 Kaigandori, Minato Ward, Osaka, Osaka Prefecture 552-0022, Japan
Nearest Station: Osakako Station
Opening Hours: 10am to 8pm daily



DAY 1 | Osaka Harbor & Umeda



3

1300-1405: Play and eat at a food theme park

Head to the food theme park Naniwa Kushinbo to taste some of Osaka's best foods!

Choose from a huge variety of local Osaka cuisine and enjoy the nostalgic setting inspired by the rough 1960 Osaka neighborhoods. From Okonomiyaki to Kushikatsu, try all of Osaka's iconic eats in 1 place!

We definitely wouldn't miss the **Takoyakis from Aizu-ya**, an original that has been long standing since 1933.

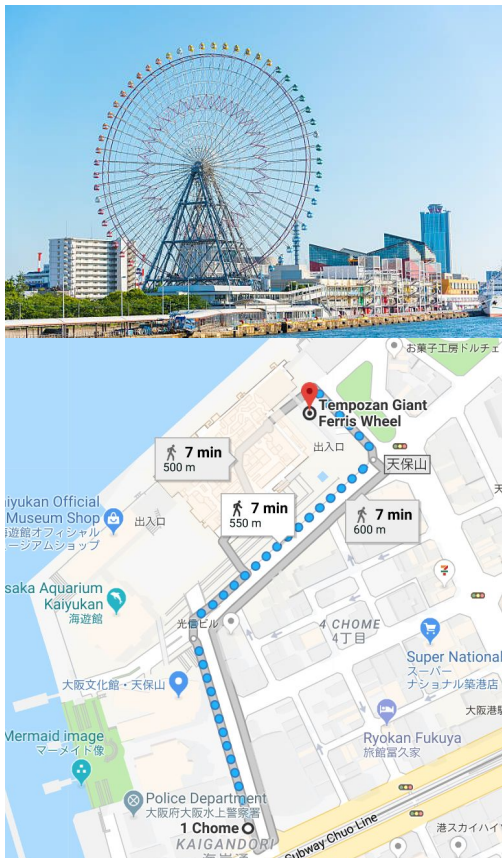
Getting there:

Naniwa Kushinbo is just a short walk away

Address: 552-0022 1 Kaigandori Minato-ku Osaka
Nearest Station: Osakako Station
Opening Hours: 11am to 8pm daily



DAY 1 | Osaka Harbor & Umeda



4

1410-1440: Tempozan Giant Ferris Wheel (Included in Osaka Amazing Pass)

If you want to see Osaka from a variety of angles and heights, there's no better way to do than on the Tempozan Ferris Wheel. If you're a braveheart, opt for the see-through cabins where the floors are transparent!

Getting there:

The Tempozan Ferris Wheel just a short walk away from Naniwa Kushinbo

Address: Ōsaka, Minato-ku, Chikkō 3-11-8
Opening Hours: 10:00 - 22:00 daily

5

1440-1700: Relive your childhood at Osaka Legoland Discovery Center!

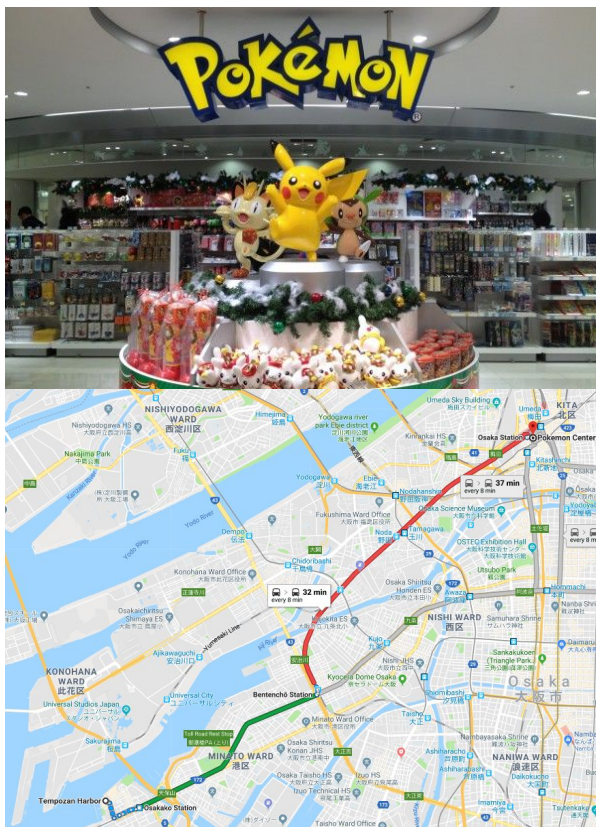
Your children will definitely love a day out at [Legoland](#)! With millions of colored toy bricks, you can build the castles from your imaginations! You definitely should not miss the different Lego rides as well as the 4D Lego movie.



Getting there: Legoland is a short walk away from Naniwa Kushinbo!

Address: 〒552-0022 1 Chome-1-10 Kaigandōri, Minato-ku, Ōsaka-shi, Ōsaka-fu
Opening hours: Weekdays: 10:00am-7:00pm (last entry 5:00pm) |
Weekends & public holidays: 10:00am-8:00pm (last entry 6:00pm)

DAY 1 | Osaka Harbor & Umeda



6

1735-1835: Pokemon Center Osaka

From collectible items to Pokemon themed stationery and even household utensils, bring home a piece for yourself and your friends!

Getting there:

Option 1 : From Osakako station, hop onto the Chuo Line for 5 stops and alight at **Hommachi Station**. Transfer to the **Midosuji line** for 2 stops and alight at **Umeda Station**.

Option 2: From Osakako station, hop onto the Chuo Line and alight after 2 stops at **Bentencho Station**. From there, hop onto the JR Osaka Loop line and alight after 4 stops at Osaka Station.

Address: Daimaru Umeda Store 13F - 3-1-1, Umeda, Kita-ku, Osaka-
Opening Hours: 10am to 8pm daily
Nearest Station: Umeda Station

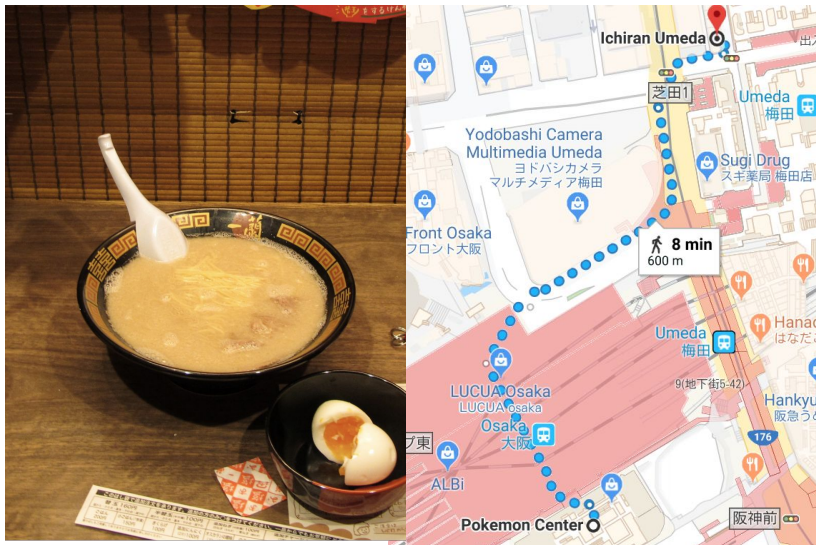
7

1900-2015: Dinner at Ichiran

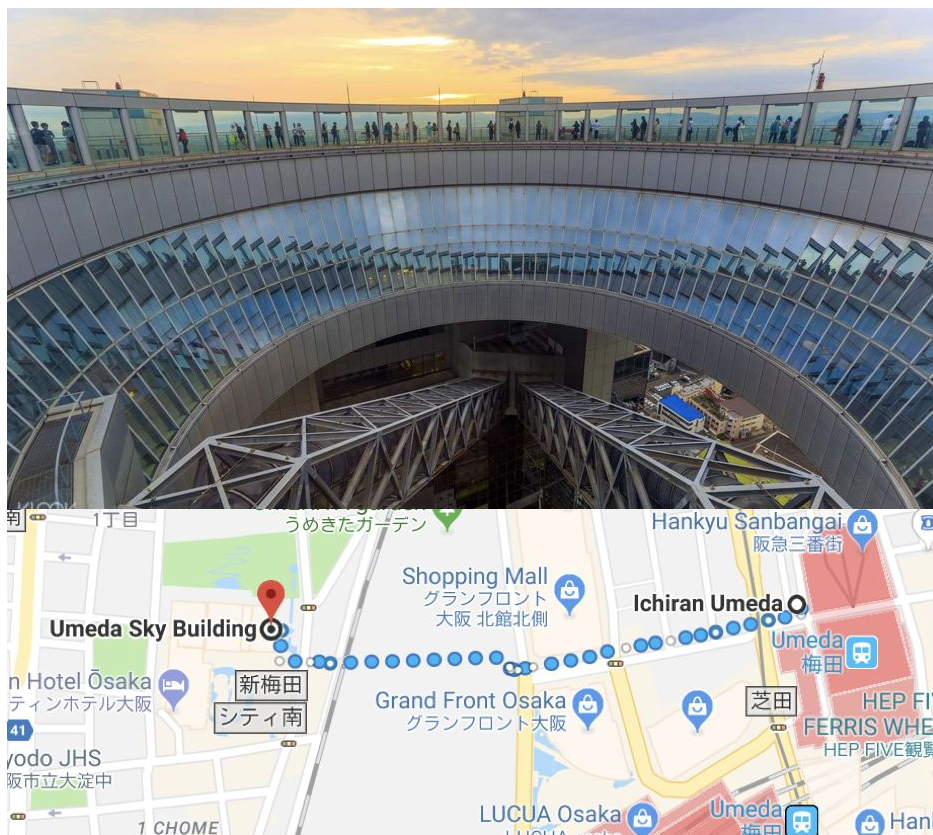
Have a taste of the famous Tonkotsu Ramen you slurp up in isolated little booths. The rich creamy soup coupled with the springly handmade noodles and thin tender pork slices will leave you wanting more!

Getting there: Ichiran is just a 8 minute walk from the Pokemon center

Address: 3-13 Doyamacho, Kita, Osaka, Osaka
Opening Hours: 24 hours
Nearest Station: Umeda Station



DAY 1 | Osaka Harbor & Umeda



8

2035 - 2200: Take in Osaka's nightscape at the Umeda Sky Building (Included in Osaka Amazing Pass)

There's no better place to end off your first day in Osaka than taking in the nightscape. One of Osaka's tallest and most iconic landmarks is the Umeda Sky Building! Head up to the Umeda Sky Garden to get unobstructed views of the city and skyline. We recommend coming after dinner to take in the nightscape of Osaka from 173 metres above sea level. Do bring along a jacket as it can get pretty breezy!

Getting there: The Umeda sky building is just a short walk away!

Address: Oyodo-Naka, Kita-ku, Osaka city
Opening Hours: 9.30am to 10.30 pm daily
Nearest Station: Umeda Station

DAY 2 OVERVIEW

Time	Activity	How To Get There
	Leave for breakfast at Harukas300	Take the JR Line to Tennoji Station
1000-1100	Breakfast at Sky Garden 300	
1100-1200	Take in the views at Harukas 300	
1200-1230	Travel to the Osaka Castle	Take the JR Osaka Loop Line from Tennoji to Morinomiya Station
1230-1330	Roam the royal grounds at the Osaka Castle	
1330-1400	Travel to Shinsaibashi to Luke's Lobster for lunch!	Take the Chuo Line from Morinomiya to Hommachi and transfer to the Midosuji line and alight at Shinsaibashi.
1400-1500	Feast on succulent lobster tails sandwiched between buttery toasted rolls	
1500-1520	Travel to Spa World Onsen	Take the Midosuji Line from Shinsaibashi to Dobutsuen-Mae Station, Spa World is a 5 min walk away.
1520-1700	Soak your worries away!	
1700-1720	Travel to Dotonburi	Take the Midosuji Line from Dobutsen-Mae to Namba Station.
1730-1800	Set sail on the Tombori River Cruise	5 minute walk from Namba Station
1800-1810	Travel to Kitamura for dinner	5 minute walk from Dotonburi
1810-1930	Feast on exquisite Japanese Sukiyaki hotpot	
1930-2100	Walk off your dinner at Dotonburi	5 minute walk

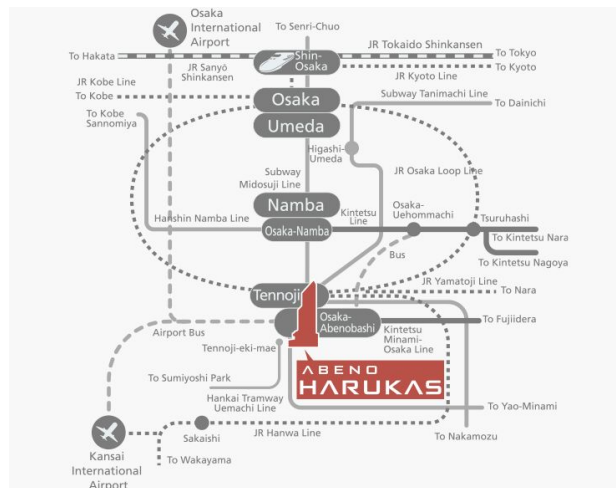
DAY 2 | Tennoji & Dotonburi



1

1000-1100: Breakfast at Japan's tallest skyscraper Harukas 300

Start off your morning with a high, literally! Munch on the cutest bear pancakes as you take in the sweeping views from 60 storeys high at the [Harukas 300 observatory deck](#)! Standing at 300 metres tall, be prepared to get blown away at Japan's tallest skyscraper. The floor to ceiling glass panels will bring you unobstructed panoramic views that on clear days will show you sights of Tokyo even!



Located at the topmost floor of Abeno Harukas is the heliport, open to visitors via a tour for an additional fee of USD6.32 (JPY500). This 20-minute tour puts you at the tallest point of Japan. But, there are only 30 slots a day so get your tickets fast!

P.S. Your Instagram pictures here will definitely be a huge hit!

Address: 1-1-43 Abenosuji, Abeno Ward, Osaka, Osaka Prefecture 545-8545, Japan
Opening Hours: 9:00am-10:00pm
Nearest Station: Tennoji station

DAY 2 | Tennoji & Dotonburi



Bonus: Nifrel

If you have extra time to spare in Osaka, also worth checking out is the Nifrel interactive Aquazoo! Part zoo, part aquarium and part science museum, get ready for a day of fun at Nifrel! Get up close and personal with this open-concept zoo where you get to see animals like ring tailed lemurs, miniature hippos, jellyfish and so much more.

Art exhibits like Wonder Moments will also leave you feeling like you've stepped into an alternate universe.

Getting there:

2-minute walk from Osaka Monorail
Bampaku-kinen-koen Station

Address: 〒 565-0826 EXPOCITY Nifrel, 2-1 Senribampakukoen,
Suita-shi, Osaka
Opening hours: Daily 10:00am-8:00pm

2

1230-1330: Roam the Royal Grounds at Osaka Castle

Head to one of Japan's most famous landmarks and national treasure - the Osaka Castle! This 5 tiered 8 storey castle is definitely a sight to behold. After exploring the castle grounds, be sure to grab a Matcha ice cream at Osaka Jou Honzen, located right on castle grounds.

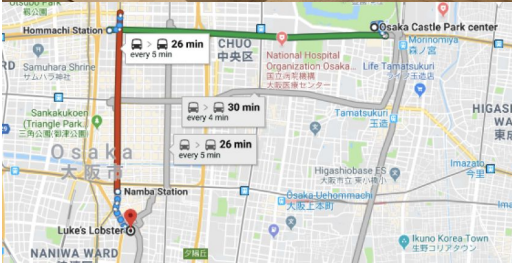
Getting there:

From Tennoji station, take the JR Osaka Loop Line for 5 stops and alight at Morinomiya station. The Osaka Castle will be a 4 minute walk away.

Address: 1-1 Osakajo, Chuo, Osaka, Osaka Prefecture 540-0002,
Japan
Opening Hours: 9am to 5pm
Nearest Station Morinomiya Station



DAY 2 | Tennoji & Dotonburi



3

1330-1400: Have one of the best lobster rolls of your life for lunch

Yes, we know what you're thinking, why would you want to eat a lobster roll in Osaka when there are plenty of Japanese food waiting to be feasted upon. Well, Luke's Lobster rolls are no fuss, no nonsense and just pure delicious packed into parcel. The warm buttery toasted bun coupled with the fresh cold lobster meat and a touch of their secret recipe will leave you in heaven.

Getting there:

Option 1: From Morinomiya station, take the Chuo Line for 3 stops to Hommachi station. From there, transfer to the Midosuji line and alight at Namba station. Luke's Lobster is just 500 metres away!

Option 2: Take the JR Osaka Loop line from Morinomiya station to Shin-Imaiya station. From there, change to the Nankai line and alight at Namba station! Luke's lobster is just 200 metres away!

Address: Osaka Shinsaibashi Outlet, 大阪府大阪市中央区心斎橋筋 1-3-21, Osaka shi Chuo-ku Shinsaibashi 1-3-21
Opening Hours: Daily 11am to 9pm
Nearest Station: Namba Station

4

1500-1520: Strip down and soak your troubles away in the onsen

You can't go home without visiting a world famous Japanese hot spring, also known as onsen. Head over to Spa World and let the warm waters take your troubles away. It may come across as a bit of a culture shock for some of us, stripping down to absolutely nothing. We suggest starting with one of the not so hot pools first and letting your body get accustomed to the heat before attempting the hottest pool. Also not to be missed is the "horizontal waterfall" that gives you a free back massage while you're at it!

#Klooktip: Use the Toku tokens from your Osaka Amazing Pass to get a discount on your entry fees!



Getting there:

Option 1: From Namba station, take the Nankai Koya line and alight 1 stop later at Shin-Imamiya station and walk 650 metres.

Option 2: From Namba station, take the Midosuji line 2 stops to Dobutsuen Mae station, Spa World is 400 metres away!

Address: 3-4-24 Ebisu-higashi Naniwa-ku, Osaka-shi
Nearest Station: Dōbutsuenmae Station
Opening Hours: 24 hours

DAY 2 | Tennoji & Dotonburi

5

1730-1800: Tombori River Cruise (Included in Osaka Amazing Pass)

Take in sights of the Dotonbori River aboard the Tombori river cruise near sunset. This 20 minute ride will take you to see all the major sights along the river without you having to squeeze through the crowd to get a decent picture. Be sure to ask your local guide for his favorite spots and the best deals along the riverfront!

Getting there:

From Dobutsen-Mae station, take the Midosuji line 2 stops and alight at Namba station. From there, transfer to the Sen Nichimae line for 1 stop and alight at Sakuragawa station. Dotonburi river is a 2 minute walk away!

Address: 1 Chome-6-7 Dotonbori, Chuo, Osaka, Osaka Prefecture 542-0071, Japan

6

1800-1930: Treat yourself to a one Michelin star meal at Kitamura

Finally, it's time for dinner! If you're looking for an authentic sukiyaki place to get your hot pot fix, head to Kitamura, one of Osaka's favorite sukiyaki restaurants! Dig into the Kansai style sukiyaki which uses the best domestic beef, sugar and soy sauce to produce that perfect balance of sweet and salty.



Getting there:

From Sakuragawa station, take the Sen-Nichimae line and alight at the next stop at Namba station! Kitamura is a 10 minute walk away.

Address: 1-16-27 Higashishinsaibashi, Chuo-ku, Osaka

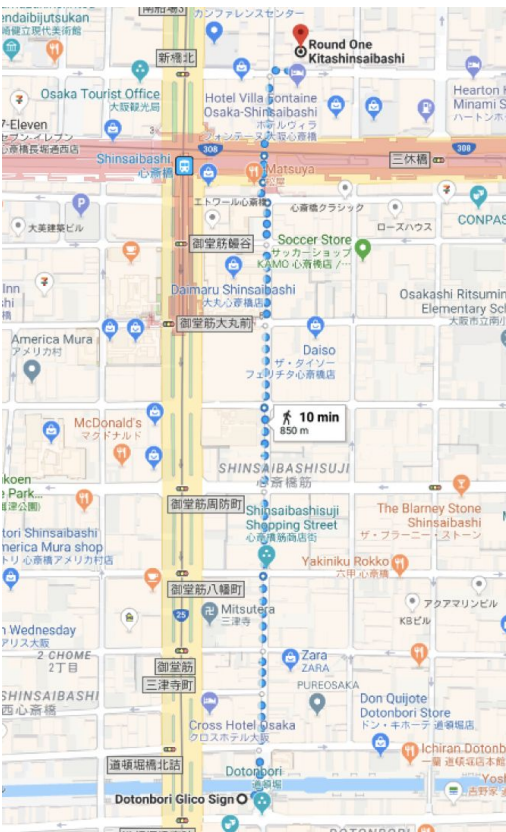
DAY 2 | Tennoji & Dotonburi

7

1930-2100: Grab some Takoyaki and do some shopping at Dotonburi

At first mention of Osaka, Dotonburi probably springs to mind! The iconic Glico man, the neon lights and huge electronic billboards that line the streets provide an almost eccentric atmosphere.

Also lining the streets are numerous branded and independent shops to fulfil your shopping needs. Our battle strategy would be to tackle the stores and stop many times along the way for street snack breaks like Takoyaki and Melon Pans! After all, if you didn't put on at least 5 kilos on your trip, did you really go to Japan?



Who needs sleep when you're on a holiday! If you still have that bit of energy left in you, make the most out of your trip in Osaka and play the night away in the Round 1 arcade! Not only will you find the normal arcade games, you'll even find things like slot machines and table tennis.

Getting there:

From the Glico man, Round 1 is just a 10 minute walk away!

DAY 3 OVERVIEW

Time	Activity	How To Get There
	Travel to Nakanoshima Nadaman	8 minutes walk from Shin-Fukushima Station
0830-0930	Feast on a traditional Japanese Kaiseki breakfast	
0930-0950	Travel to Universal Studios Japan	Take the JR Line to Universal City
1000-1900	Release your inner child and go crazy at USJ!	
1900-1920	Travel to Isomaru Suisan Bar	Take the JR line to Osaka Station
1920-	Feast on seafood and drink the night away!	

DAY 3 | Universal Studios Japan



1

0830-0930: Breakfast - Wake up to a traditional Japanese feast

Kickstart your morning with traditional Japanese Kaiseki Breakfast at Nakanoshima Nadaman, complete in a room with Tatami mats! Nothing says waking up like a table filled with foods like rice porridge, grilled fish, and of course miso soup to name a few. With such a huge spread, you're sure to be fuelled for the exciting day ahead.

Getting there:

From Shin-Fukushima station, Rihga Hotel is just a 11 minute walk away.

Address: Rihga Royal Hotel B1, 5-3-68, Nakanoshima, Kita-ku, Osaka 530-0005, +81-06-6443-7101
Nearest Station: Shin-Fukushima Station
Breakfast Timing: 0700-1000

2

0930-0950: Travel to Universal Studios Japan

From Fukushima station, take the JR Osaka Loop line to Sakurajima before transferring to the Sakurajima Line to Universal City Station. This is usually the same train service so you would just need to continue on the vehicle till your stop.

Address: 2 Chome-1-33 Sakurajima, Konohana Ward, Osaka, Osaka Prefecture 554-0031, Japan
Nearest Station: Universal City



DAY 3 | Universal Studios Japan

3

1000-1900: Release your inner child and go crazy at USJ!

Now that your bellies are filled, head on over to [Universal Studios Japan](#) for a magical day out! Some of the must-rides include the Flying Dinosaur which features the world's LONGEST track and the farthest initial drop. You can also relive the movie magic in the Jaws, Jurassic Park and Spiderman Rides! Be warned that you will be drenched after the big splash.

Don't forget to take home a yellow friend from the Minion Mayhem park on your way out!

If you're feeling hungry after all those rides, stop by The Three Broomsticks for lunch and feast like Harry and Hermione on roast meats and everyone's favourite caramel drink - butterbeer!

Check out our [insider tips and tricks](#) to get the most out of your day at Universal Studios Japan.



DAY 3 | Universal Studios Japan

4

1920: Fresh seafood grilled before your eyes at Isomaru Suisan Bar for dinner

We understand that after spending the whole day out and about, all you'll want to do is to feast on a good dinner and rest your tired feet. Head over to the Isomaru Suisan Bar for some of the freshest seafood in Osaka. From chirashi dons to grill it yourself shellfish that are served alive and kicking, stuff yourselves silly!

Plus, since this place is opened 24 hours a day, order a bottle of sake, and feast the night away!

Address: Isomaru Suisan, 2 Chome-8-12 Sonezaki, Kita, Osaka, Osaka Prefecture 530-0057, Japan
Opening hours: 24 hours
Nearest JR station: Osaka Station



DAY 4 OVERVIEW

Time	Activity	How To Get There
0800 - 0900	Leave for Nara	Take the Kintetsu line to Nara station
0900 - 1000	Traditional breakfast at Awogaki	Take the Kintetsu line to Yamato-Saidaiji Station, 4 minutes walk.
1000 - 1130	Nara Park	10 minute walk from Awogaki
1130 - 1215	Kofukuji Temple	15 minute walk from Nara Park
1215 - 1300	Kasuga Taisha Shrine	15 minute walk
1300 - 1415	Lunch at Kamameshi Shizuka	15 minute walk
1415 - 1500	Todaiji temple	12 minute walk
1500 - 1600	Heijo Palace	2 stops on the Kintetsu Nara line to Yamato-Saidaiji Station
1600 - 1800	Shopping at Higashimuki	2 stops on the Kintetsu Nara line from Yamato-Saidaiji Station
1800 - 1900	Dinner at Seiki	2 Minute walk from Higashimuki Nakamachi

DAY 4 | Day Trip to Nara

For the uninitiated, Nara is a compact city packed with rich heritage and beautiful Japanese architecture located just 30 minutes away from Osaka.

Nara Transport pass options:

There are many different passes for you to travel to and around Nara, here are some of your options:

Kintetsu Rail Pass



We personally prefer the [Kintetsu](#) line because the Kintetsu Nara station is more centrally located than the JR Nara station and has better access to the main attractions.

Getting to Nara from Osaka by Kintetsu Rail

Hop aboard the [Kintetsu](#) Nara Line from Osaka Namba station and arrive at the Kintetsu Nara station.

Kansai JR Pass

You're going to need a [Kansai Japan Rail Pass](#) for your travels on the JR Lines for the activities on this itinerary. If you are planning to travel to other Japanese cities like Tokyo, we'd suggest getting the [7 Day Japan Rail Pass](#) instead that covers the whole of Japan!



Getting to Nara from Osaka by JR Line

Hop aboard the JR Osaka Loop line and alight 12 stops later at Nara Station.

DAY 4 | Day Trip to Nara



1

0900 -1000: Traditional Breakfast at Awogaki

Do as the locals do and start off your day with a bowl of Chagayu! This 1200 year tradition - a tea flavored rice gruel that is great for breakfast. The subtle flavor of the tea is absorbed by the rice paired with dishes like grilled fish. This hearty breakfast is guaranteed to fuel your sightseeing!

Getting there:

Cafe Awogaki is just a short walk away from Yamato-Saidaiji Station!

Address: 1071, Takabatakecho, Nara-shi, Nara, 630-8301
Nearest Station: Kintetsu-Nara Station
Opening Hours: 10.30am to 9pm daily

2

1000 - 1130: Nara Park

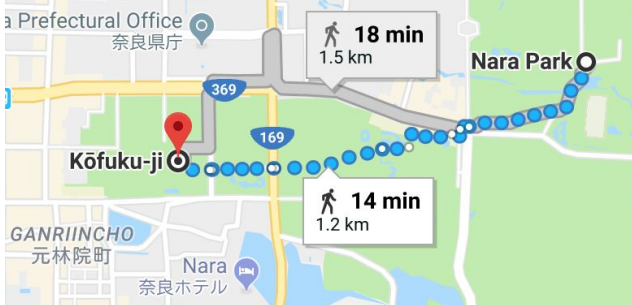
You can't say you've been to Nara without a visit to Nara park! These gentle creatures roam freely around the park waiting for a mid-day snack. Be sure to purchase a packet of feed before heading there because it sure makes great bait for the perfect deer selfie!

Getting there:

Nara Park is just a 10 minute walk away from Awogaki!



DAY 4 | Day Trip to Nara



3

1130 - 1215: Kofukuji Temple

Head to the Kofukuji temple and experience what it feels like to be one of the most powerful families in Japan in the olden days! The National Treasure Museum and the Eastern Golden Hall are some of the must visits when you're in the area.

Getting there:

Kofukuji Temple is just a short walk away from Nara Park!

Address: 48 Noboriojicho, Nara, Nara Prefecture 630-8213, Japan
Opening Hours: 9am to 5pm daily

4

1215 - 1300: Kasuga Taisha Shrine

Nara's most celebrated shrine, Kasuga Taisha Shrine, was dedicated to the deity responsible for the protection of the city. Famous for the many lanterns that were donated by worshippers, these are hung all around the temple grounds.

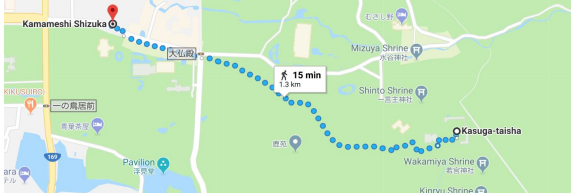
Getting there:

Kasuga Taisha is just a 15 minute walk away!

Address: 160 Kasuganochi, Nara, Nara Prefecture 630-8212, Japan
Opening Hours: 6am to 6pm daily



DAY 4 | Day Trip to Nara



5

1300 - 1415: Lunch at Kamameshi Shizuka

After feeding all those deers, it's time to feed yourself! Head to Kamameshi Shizuka for a piping hot bowl of Kamameshi, rice cooked in an iron pot. Our favorite part of this dish is the rice that gets slightly burn at the bottom, adding a nice charred flavor to the dish. Being one of the more popular restaurants, be prepared to wait for at least 30 minutes for a seat during peak hours!

Getting there:

The restaurant is just a short walk away!

Address: 59-11 Noboriojicho, Nara, Nara Prefecture 630-8213, Japan
Opening Hours: 11am to 7.30pm daily, Closed on Tuesdays

6

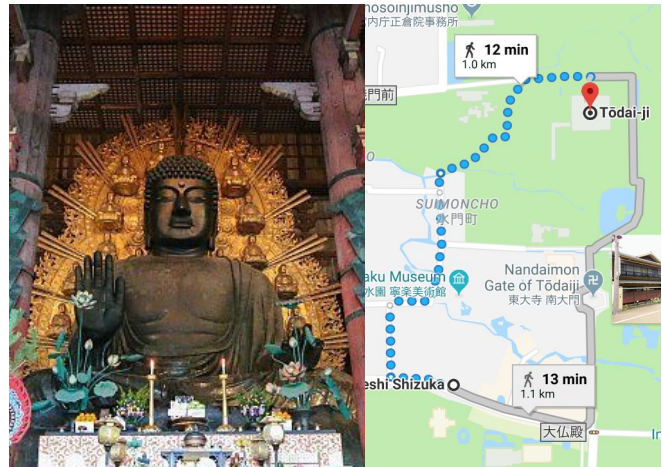
1415 - 1500: Todaiji Temple

UNESCO world heritage site Todaiji Temple is definitely a sight to behold. Home to one of the world's largest bronze Buddhas and the world's largest wooden building, you wouldn't want to miss this! Buddha's hand alone is the size of a human being.

Getting there:

Todaiji Temple is just a short walk away!

Address: 406-1 Zoshicho, Nara, Nara Prefecture 630-8211, Japan
Opening Hours: 8am to 4.30pm daily



DAY 4 | Day Trip to Nara



7

1500 - 1600: Heijo Palace

Roam around the grounds of the Heijo Palace and feel like royalty. This UNESCO world heritage site served as the emperor's residence in the days of ancient Nara.

Getting there:

Kofukuji Temple is just a short walk away from Nara Park!!

Address: 48 Noboriojicho, Nara, Nara Prefecture 630-8213, Japan
Opening Hours: 9am to 5pm daily

8

1600 - 1800: Shopping at Higashimuki Nakamachi

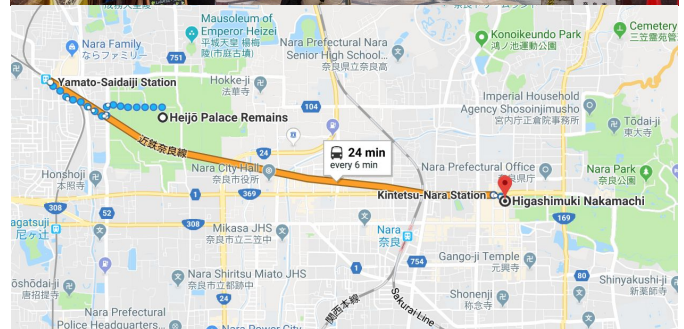
Japanese people love little shopping arcades and before leaving Nara, you should definitely drop by this shopping street to pick up a souvenir or two!

This shopping street is also home to Nakatanidou, a mochi store famous for its dramatic pounding performances. This chewy rice cake is filled with a sweet red bean paste and makes for a great mid-day treat.

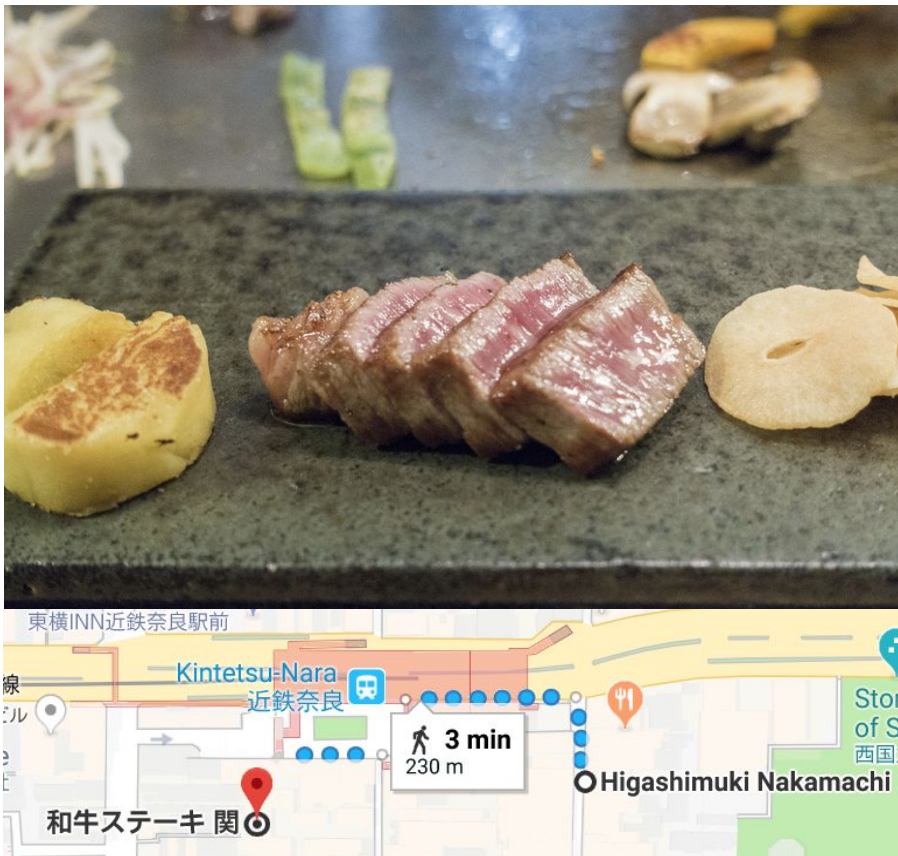
Getting there:

Take the Kintetsu Nara line back to Kintetsu Nara station and the shopping street is a 2 minute walk away!

Address: Hashimotocho, Nara, Nara Prefecture 630-8217, Japan



DAY 4 | Day Trip to Nara



9

1800 - 1900: Dinner at Seki

Seki is home to one of the best steak you'll have in Japan. Using only 33 month old Kuroge Wagyu, sourced from the westside of Japan, this tasty red meat with it's marbling and fat content is sure to melt in your mouth. This Michelin starred Teppanyaki place is definitely worth it's slightly extravagant price tag. But, you're on a holiday so we'd say go for it and treat yourself!

Getting there:

Seki is a 2 minute walk away!

Address: 21-1, Konishicho, Nara-shi, Nara, 630-8226
Opening Hours: 11.30am to 3pm, 5pm to 11pm daily

DAY 5 OVERVIEW

Time	Activity	How To Get There
0730 - 0900	Osaka to Kyoto	Shinkansen from Shin-Osaka to Kyoto station.
930-1230	Kyoto half day tour <ul style="list-style-type: none">• Okochi Mountain Villa• Arashiyama Bamboo Grove• Nonomiya Shrine• Tenryuji Temple• Togetsukyo Bridge	Meet tour guide at Kyoto station
1230 - 1330	Lunch at Nishiki Market	Take the Hankyu line from Arashiyama station to Kawaramachi Station
1330 - 1430	Nijio Castle	Take the Tozai line from Kyotoshiyakusho-Mae to Nijojo-Mae.
1430 - 1600	Gion	Take the Tozai line from Nijojo-Mae to Higashiyama station.
1600 - 1700	Yasaka Shrine	Yakasa Shrine is a short walk from Gion
1700 : 1900	Dinner at Izuju Sushi	Izuju is a short walk away from Yasaka shrine.
1900 - 2000	Dessert at Tsujiri	Tsujiri is a short walk from Izuju Sushi.
2000 - 2100	Travel back to Osaka	

Getting to Kyoto

Located just a 15 minute train ride away, Kyoto is home to Japan's most beautiful temples, shrines and even nature parks.

With JR Pass

Option 1: Shinkansen from Shin-Osaka to Kyoto station.

Use your JR Pass on this high speed shinkansen that will take you to kyoto in just 15 minutes!

Option 2: JR Kyoto Line from Osaka station to Kyoto station.

Hop onto the special rapid train with your JR pass that will take you from Osaka station to Kyoto station in 29 minutes!

Without JR Pass

Option 1: Keihan Main Line from Yodoyabashi station to Sanjo station. This ride will take you 55 minutes and cost JPY 410.

DAY 5 | Day Trip to Kyoto

1

0930-1230: Arashiyama Morning Tour

We chose [tours for Kyoto](#) because without a guide to explain the stories and history behind these significant national shrines, monuments and temples, it's surely not the full experience. Kickstart your first morning in Kyoto with the Arashiyama tour!


Getting there:

Meet tour guide at Kyoto Station



Built by famous movie star Denjiro, this **Okochi mountain villa** is a spectacular sight not to be missed. The lovely gardens provide a sweeping view of the city and every corner provides a good photo opportunity!

The famed **Arashiyama bamboo forest** is definitely a must visit in Kyoto. Stroll along the bamboo lined avenues and take in the lush green views. Standing amidst these soaring stalks of bamboo will definitely leave you feeling as if you've stepped into another world.



It is said that the **Nonomiya Shrine** is home to a power stone called "Okame-ishi" and if you rub the stone, your wishes might just come true! For those looking for some help in the romance department, the matchmaking tablet in the shrine is said to be especially popular.

The shrine is also home to deities like the God of Conception, Smooth Childbirth, Prosperous Businesses, Health and Wisdom.

DAY 5 | Day Trip to Kyoto

1

0930-1230: Arashimaya Morning Tour



The Tenryū-ji Temple is ranked the most important temple in Kyoto's Arashiyama district. This world heritage site is first amongst the city's great Zen temples! #Klookfunfact : This temple was built to appease the former emperor's spirits after he had passed away.

The **Togetsukyo Bridge** or more commonly known as the Moon Crossing Bridge is Arashiyama's most iconic landmark. Take in breathtaking views of the surrounding foliage as you take a leisurely stroll across the bridge.



The Arashiyama morning tour ends here.

2

1230-1330: Lunch at Nishiki Market

After all that walking, you surely can't wait to dig into some food. This narrow 5 block shopping street more affectionately known as "Kyoto's Kitchen" is a great place to stuff your bellies with Japanese specialties. Take a walk down the busy lanes and explore the variety of locally produced food.

P.S. They give out FREE samples. Our top pick for things to eat at Nishiki Market are Soy Milk Donuts from Konna Monjya and Kyoto-style Beef Manjū Bun from Ajidontsuki

Getting there:

Take the Hankyu line from Arashiyama station to Kawaramachi Station



DAY 5 | Day Trip to Kyoto



3

1330 - 1430: Nijio Castle

After eating through the alleys of the Nishiki market, it's time for more exploration! This 5 storey castle was initially used as the imperial palace before it opened up to the public. This UNESCO world heritage site gracefully showcases one of the best surviving examples of castle palace architecture.

Getting there:

From Kyotoshiyakusho-Mae station, hop onto the Tozai line and alight 2 stops later at Nijojo-Mae station. The castle is a 7 minute walk away.

4

1430 - 1600: Gion

Fans of the movie *Memoirs of a Geisha* would definitely love these cobbled streets of Gion. You'll spot real life geishas on their way in this bustling entertainment district. We'd suggest renting a kimono for yourselves for some great picture perfect moments. You might even hear faint tunes of geishas practicing their musical skills.

Getting there:

Take the Tozai line from Nijojo-Mae station (3 stops) to Sanjo station and Gion is a short walk away!



DAY 5 | Day Trip to Kyoto



5

1600 - 1700: Yasaka Shrine

Also known as the Gion Shrine, this is one of the most famous shrines in Kyoto. We suggest coming at evening for the lantern light up - every lantern bears the name of a local business in return for a donation.

Getting there:

Yasaka shrine is just a short walk away from Gion.

6

1700 - 1900: Izuju Sushi

End off your day in Kyoto with a feast on Kyoto style sushi at Izuju sushi! This sweet style of sushi is best eaten without soy sauce as the staff say it overpowers the taste of the rice. We suggest getting the sharing plate that allows you to try as many items from the menu as possible. Do note that there might be a long line but we think it's definitely worth it!

Getting there:

Izujū is a short walk away from Yasaka shrine.



DAY 5 | Day Trip to Kyoto



7

1900 - 2000: Tsujiri

Tsujiri is one of the most famous green tea shops in Kyoto to end off the night! After all, no meal is complete without dessert! Known for their matcha desserts, the green mountain of shaved ice and Matcha Parfait is our top pick!

Getting there:

Tsujiri is a short walk away from Izuju sushi!

DAY 6 OVERVIEW

Time	Activity	How To Get There
	Travel to Kyoto	
0900-1230	Fushimi Inari and Sake Brewery Tour	Meet the guide at Kyoto station or Karawamachi station
	Lunch at The Cube	Take the JR Nara line from Inari to Kyoto Station
1330-1730	Kyoto Afternoon tour <ul style="list-style-type: none">• Heian Jingu Shrine• Sanjusangen-do Temple• Kiyomizu-dera Temple	Meet the guide at Kyoto Avanti (Kyoto Station Hachijo Exit)
1900	Dinner and show at Ninja Restaurant	From Kawaramachi Station (Hankyu Kyoto Main Line), the restaurant is a 2-minute walk from Exit 9

DAY 6 | Day 2 in Kyoto



1

0900-1230: Fushimi Inari and Sake Brewery Tour

Wander into the depths of sake cellars and taste the unique flavors of the Japanese favorite rice wine beverage! Learn the secrets behind the different brewing techniques that turn the Fushimi Hill spring water into sake. We'd recommend getting the free sampling add on if you're a fan of sake!

The iconic orange torii gates of the Fushimi Inari Shrine are almost a must when in Kyoto. Explore the depths of the forest and arrive at these striking scarlet gates for your Instagram moment. The sake brewery tour ends here and you will be dropped off at Kyoto Station.

Getting there:

Meet the guide at Kyoto station or Karawamachi station

2

1230-1330: Lunch at The Cube

The train stations in Japan house numerous Japanese restaurants and food courts. You'll definitely be spoilt for choice at The Cube! With a whole myriad of sit-down restaurants ranging from Okonomiyaki to Tonkatsu and even Japanese style spaghetti, you won't have to worry about not finding something you like.

Getting there:

Take the JR Nara line from Inari to Kyoto Station

3

1330-1730: Kyoto Afternoon Exploration Tour

(Heian Jingu Shrine, Sanjusangen-do Temple, Kiyomizu-dera Temple)

Klook your [Kyoto afternoon exploration tour](#) and visit all 3 places mentioned above! Meet your local guide at Kyoto station and have him show you the local's point of view of these places as well as tell you the stories behind them. Afterall, if you're visiting these shrines on your own, you'll be missing out on the great history of Japan!

Getting there:

Meet the guide at Kyoto Avanti (Kyoto Station Hachijo Exit)



With a distinctive chinese influence all around, the **Heian Jingu shrine** is one of the younger shrines in Kyoto. The iconic giant torii gates will probably be the first thing you notice as many stand under these gates for their pictures.



The **Sanjusangen-do temple** is Japan's longest wooden structure. Iconically known for its 1001 statues of Kannon, the goddess of mercy, step into the main hall and get blown away but the sheer magnitude of Kannon's. The attention to the intricacy of these gold statues will have you staring at each one in great detail.



The **Kiyomizu-dera temple**, also known as the clear water temple is one of the most celebrated temples in Japan. Apart from the stunning views you'll get from the wooden stage, come at spring or fall for a sea of cherry blossoms or maple leaves.

At the base of the Kiyomizu-dera's main hall lie 3 streams. The Japanese believe that drinking from these springs will bring longevity, success at school and a blossoming love life respectively. However, be warned that drinking from all 3 streams is considered greedy.

4

1900: Dinner and Ninja show at Labyrinth

We all know that Japan is home to some of the most bizzare themed cafes! It's no surprise they have a ninja restaurant with a real life ninja show. This acrobatic, fire performance and projection mapping combination will leave your eyes glued to the stage.

After the show, tuck into ninja-inspired dishes like shuriken star shaped crackers and black deep fried chicken! If you're lucky, the ninjas might even head to your table to wow you with their magic.

Klook your ninja dinner and show at Labyrinth for a great night with the gang on your last night in Kyoto!

Getting there:

From Kawaramachi Station (Hankyu Kyoto Main Line), the restaurant is a 2-minute walk from Exit 9



DAY 7 OVERVIEW

Time	Activity	How To Get There
1000-1045	Travel to Rokkosan	Take the Hankyu line from Hankyu Umeda to Rokko Station
1045-1245	Tenran Observatory	Take the Kobe city bus to the Rokko cable shita station and the cable car to the top!
1245-1345	Lunch at Tenran cafe	
1345-1545	Rokko Alpine Botanical Garden	Take the Rokko Sanjo bus and alight at Rokko Alpine Botanical Garden
1545-1745	Rokko Garden Terrace	Take the Rokko Sanjo bus and alight at Rokko Garden terrace
1800-1930	Dinner at Rokkosan Genghis Khan	
1930	Rokko Shidare Observatory	

DAY 7 | A Day up Mount Rokko



1

1000-1045: Travel to Rokkosan

You'll only be needing 1 transport pass to cover the whole of Rokkosan and that's the Rokkosan Tourist Pass. It includes the following:

- Kobe City Bus No 16 Round Trip
- Rokko Cable Car Round Ticket
- Unlimited Rides on Rokko Sanjo Bus

Getting there:

JR Line: If you've got a JR pass, we'd suggest taking the Tokaiyo Sanyo line (5 stops) from Osaka station to Rokkomichi station.

Hankyu Line: If you've got the Hankyu pass, take the Hankyu line from Hankyu Umeda to Hankyu Rokko.

DAY 7 | A day up Mount Rokko



2

1045-1345: Tenran Observatory and Cafe

First thing you need to do when you get up Mount Rokko is definitely to take in the majestic views! Located at the upper end of the Rokko cable car, get ready for the million dollar view that overlooks Kobe, Osaka and the bay. Be sure to pack a light jacket because it can be pretty chilly so high up! Stop by the Tenran Cafe for some pasta and be sure to get a seat at the terrace area to eat and take in the views.

Getting there:

Take the Kobe city bus to the Rokko cable shita station and the cable car to the top!

3

1345-1545: Rokko Alpine Botanical Garden

Home to approximately 1500 kinds of alpine plants, these flora grow at 865 metres above sea level! Take a stroll in the botanical gardens and stop to smell the flowers. Visits in the different seasons will also show the different varieties of the flowers.

Getting there:

Take the Rokko Sanjo bus and alight at Rokko Alpine Botanical Garden



DAY 7 | A day up Mount Rokko



4

1545-1745: Rokko Garden Terrace

Head to the Rokko garden terrace for more panoramic views of Japan. On a clear day, you'll be able to see views of Osaka bay and the city of Kobe. There is even a lake that you could rent a paddle boat and explore the surroundings with!

5

1800-1930: Dinner at Rokkosan Genghis Khan

For your last meal in Japan, we suggest a feast! The famous Genghis Khan barbeque is definitely something you must try before leaving Japan! Serving the iconic melt in your mouth Kobe beef, seafood and a variety of vegetables, we suggest getting seats near the window for some great views.



DAY 7 | **A day up Mount Rokko**



6

1930: Rokko Shidare Observatory

Spend your last night in Japan at the Rokko Shidare Observatory for the perfect ending to your trip. Lit up by LED lights, this dome shaped feature sure makes for great pictures!