

Usage Guide



Ticket list screen

- Switch the language on the ticket list page before use

1

Access the link from your voucher

2

Unused tickets will appear in blue

3

Once you start using any tickets, it will turn green



One-Type Password (OTP)

To prevent access by unauthorized users, an OTP is required. Use your own email address, as it cannot be changed once authentication is complete

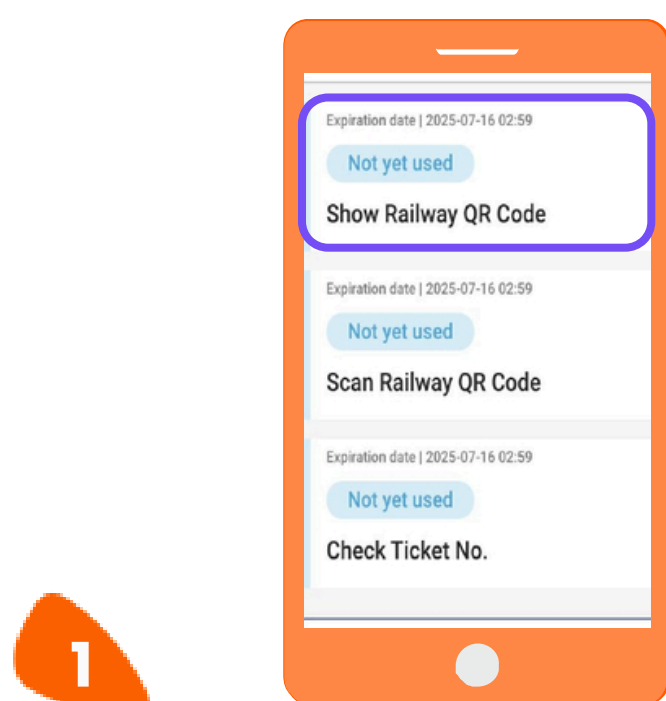
1

Enter your valid email address

2

Check your email and enter the OTP

How to ride a train




1

Click on "Show Railway QR code" and "Start using"




2

Scan the QR code at the ticket gate to enter



Multiple redemptions (train)



1

Each person is limited to one QR code



2

Swipe and scan the QR code at the ticket gate per person. Device holder enters last



Special benefit

Available facilities



1

Open the ticket list page



Coupon logo

2

Show the screen to the staff

