




# Tohoku, Japan

## E-TRAVEL GUIDE

Aomori Prefecture, Iwate Prefecture, Miyagi Prefecture,  
Akita Prefecture, Yamagata Prefecture, and Fukushima Prefecture

# Tohoku

## 6 Prefectures



### Miyagi

Home to the most famous hot springs in the northeast, Miyagi is also home to Sendai, Tohoku's central city. Embrace the culture of Miyagi through its stunning nature landscapes and tasty traditional treats.



### Iwate

Iwate is blessed with pristine surroundings of mountains and sea coasts, and a rich cultural and historic heritage with its shrines and temples that are now World Heritage Sites - Hiraizumi.



### Fukushima

Being the third largest prefecture in Japan, Fukushima is bountiful with natural beauty: from striking volcanic formations, picturesque cherry blossoms, and relaxing hot springs.



### Aomori

The northernmost prefecture of Honshu, Aomori boasts of lovely cherry blossoms, heritage sites, such as Shirakami-Sanchi, the famous Aomori Nebuta Festival, and its apple supply (It produces half of the nation's stock!)



### Akita

This prefecture is known for its well-preserved samurai district, Kakunodate, as well as its hot springs and nature attractions.



### Yamagata

A large prefecture bordered by mountains on the East and the Sea of Japan to the West, Yamagata is known for its stunning nature, hot springs, temples, and yummy cherries.






Hop aboard the Shinkansen bullet train and tour around different areas in Tohoku's 6 prefectures with no stress using the JR EAST PASS (Tohoku area)! Travel efficiently in Joyful Trains around Tohoku when you buy the pass and explore different spots in the region such as Kakunodate and Hachimantai in Akita Prefecture, Ginzan Onsen and Yamadera in Yamagata Prefecture, Matsushima and Naruko-kyo Gorge in Miyagi Prefecture, and many more.

Pass holders can enjoy 5 consecutive days of unlimited rides and reserved seating for the lowest price possible on all JR East train lines and some non-JR trains in Unlimited-ride area in the Tohoku region.

This hassle-free service is available to all overseas visitors with a foreign passport and can be bought before going to Japan through the internet, or at Narita and Haneda Airports and other convenient locations. With this great offer, you get to experience a lot more for a whole lot less.

There are 2 types of JR EAST PASS (Tohoku/ Nagano, Niigata area). Check KLOOK website for the details.



# Before you Go

Before embarking on your Tohoku journey, we want to make sure you have everything you need from accommodations to e-money cards to pay for your train fare and other necessities.

We want to make sure that you have the best possible place to settle down every night. If you're on a budget, we've got you covered!

## Accommodations in Tokyo

Settle down and take it easy the night before you begin your Tohoku journey. Choose from these JR EAST HOTELS at <https://www.jre-hotels.jp/e/>, each with their own ambiance and feel.

As JR Hotel Members bonus, if you want to return and frequently travel the area, you can get a special member rate and earn points if you stay or dine at any of the hotels and its member restaurants.

Here are the hotels situated in Tokyo, where you can have easy access to necessities before you begin your trip:

### The Tokyo Station Hotel

Adorned with classical European decor matched with modern technology, the Tokyo Station Hotel provides utmost class and comfort for your stay. Located in the The Tokyo Station Marunouchi Building, you'll have access to the Tokyo Station Marunouchi South Gate Entrance on the 1st floor. It's direct and easy access to the transportation you need to go around the area.

### mesm Tokyo, Autograph Collection

If you want a touch of modern artful interior and thoughtful service, then the mesm Tokyo is for you. Only 13 minutes away from Tokyo Station, the mesm offers you easy access to several establishments in the city.

### Metropolitan Hotels JR-EAST

With its focus on comfort and vibrancy, the Metropolitan Hotels offer its guests an extravagant experience with warm hospitality. Its tranquil interior will help you relax and feel the utmost comfort

*\* Metropolitan Hotels are also available in Tohoku.*



## Accommodations in Tohoku Route Destinations

During the Tohoku trip, you will also be spending nights at the destinations strewn across the route. One of the accommodations in your destinations is the wanoi Kakunodate.

### wanoi KAKUNODATE

Located in Kakunodate, also known as the samurai district, the wanoi was once a historic warehouse. Refurbished into an accommodation for tourists, the wanoi preserved the traditional Japanese architectural style. Here you will definitely feel the rich culture of Japan.



## Welcome Suica E-Money Card



The Welcome Suica is an e-money card that makes boarding the train and buying food and other necessities convenient.

To pay for your train fare, you simply have to tap your card on the ticket gate and the fare is automatically deducted. With this, you no longer need to purchase a ticket from the vending machine each time you board the train.

You can also purchase items such as food, drinks, and even a newspaper at station kiosks. As long as the store has the Suica logo, you can use your card to electronically pay for certain things.

Valid Areas and Transportation Systems:

[https://www.jreast.co.jp/e/routemaps/pdf/RouteMap\\_majorrailsub\\_simple.pdf](https://www.jreast.co.jp/e/routemaps/pdf/RouteMap_majorrailsub_simple.pdf)



# Model Courses

The Tohoku Shinkansen experience consists of two itineraries—**Model Course 1: Onsen & Food**, and **Model Course 2: Unique Train Experience**. Both courses will take up to 5 days, each with its own destinations and set of activities.

You may choose to participate in one Model Course that you prefer. However if you feel that you would enjoy the sights and stops in both, you can join both courses for a 10-day trip.



# Model Course 1:

## Northeast Onsen & Gourmet Journey



Wander through Tohoku's range of soothing onsens and satisfy your inner gourmand as you feast on local cuisine in this Northeast Onsen & Gourmet Journey!

Start your trip right as you relax and unwind at Tohoku's hot springs and earn more about the region's culture and history while indulging in traditional delicacies. The tour begins at Miyagi Prefecture, travels through Iwate Prefecture, and ends at Fukushima Prefecture before going back to Tokyo.

With your JR EAST PASS, you don't have to worry about the hassle of transferring stations! With a few exceptions, this journey that starts and ends in a train station is nothing but a seamless experience made just for you.

Please note that due to the COVID-19 pandemic, a number of tourist attractions and events in Japan are cancelled or closed. The information might change day by day, so we advise you to check their official websites before visiting.



Pick seasonal fruits like strawberries at JR Fruit Park Sendai Arahama.

# DAY 1

## Enjoy Miyagi Prefecture to your heart's desire

The fun part of travelling by train in Japan is that you can enjoy a bento box on the way! This journey starts at Tokyo Station, so don't forget to buy a **freshly-made bento box at Ekibenya Matsuri**. You can choose from over 200 selections, from meat to seafood to vegetarian—each bento made to represent Japan's local flavors.

Your first stop for the day is at **JR Fruit Park Sendai Arahama** in Sendai City. Here, you can pick fruits in season all-year round. Enjoy a variety of fruits and vegetables such as strawberries, apples, grapes, and many others. Plus, you get to enjoy your harvest through a “dessert-making experience” at the nearby cafe restaurant **Les Pommes**, produced by the chef of Hotel Metropolitan Sendai.

Before heading to your accommodation, why not enjoy **gyutan** for dinner? Sendai City is known as the home of gyutan, or thin-sliced beef tongue, cooked over a charcoal grill. You can find gyutan shops near Sendai Station so you don't have to look far to taste this delectable dish.

Finally, head over your chosen accommodation at **Akiu Onsen**. You may choose from this list. If you still have time and energy, marvel at the famous hot spring village's gorges and rock formations, then take a taxi that will take you to the marvelous Akiu Otaki Falls.





# DAY 1

Enjoy Miyagi Prefecture to your heart's desire

Time	Activity	How to get there
Around 9:00	Before riding the train, buy a bento box for the trip at Tokyo Stations eribenya Matsuri!	
Around 12:00 noon	Go fruit-picking and shopping at JR Fruit Park Sendai Arahama.  Have lunch at Les Pommes	Ride the Tohoku Shinkansen from Tokyo Station to Sendai Station.  From Sendai Station, travel by subway to Arai Subway Station / Sendai Subway (* JR EAST PASS does not cover trips on the Subway so you need to buy the ticket separately).  Then, hop on the Sendai Municipal Bus Earthquake Remains for Sendai City Arahama Elementary School. Get off at the end point and walk for about 5 minutes.  * JR EAST PASS does not cover trips on the Subway so you need to buy the ticket separately).
Around 17:00	Enjoy gyutan (beef tongue) for dinner	Take the bus back to Arai Station, and ride the subway back to Sendai Station.
Around 20:00	Rest at your chosen Akiu Onsen ryokan	Ride a bus to your chosen accommodation





*Try out Sanriku's rich traditional flavors with Bottle Dons!*

## DAY 2 From Miyagi to Iwate: Walk your way through Sendai's morning market then at Jodogahama Beach

Enjoy a morning stroll at Sendai City's morning market (Sendai Asaichi), which houses around 70 stores filled with a large selection of local products such as fish, fruits, and vegetables. For breakfast, the morning market also offers cheap street food, like croquettes and menchi katsu.

After having your fill at the market, head for Morioka Station where you can devour **Wanko Soba at Azumaya**. If you are a fan of eating challenges or just want to try one, then you must definitely try the wanko soba challenge, where smaller portions of noodles are served and your attending server chants "hai don don!" as you eat. Don't worry, there are regular set menus if you don't want to take the challenge!

At Morioka Station, head to Miyako Station then ride a taxi or bus to arrive at **Jodogahama Beach**, a spot perfect for nature lovers with its scenic natural landscapes. A walk along the shoreline is the perfect activity where you can speculate the crisp white volcanic rock formations, the lush green trees that surround the area, and the pristine blue waters of the Pacific Ocean.

Rest your tired feet at **THE PARK HOTEL JODOGAHAMA** and eat to your heart's content at an all-you-can-eat buffet, where you can try Sanriku's local traditional flavors especially the Bottle Don.



# DAY 2

From Miyagi to Iwate: Walk your way through Sendai's morning market then at Jodogahama Beach

Time	Activity	How to get there
Around 10:00	Stroll along Sendai City's morning market, and feast on its wide variety of street food	From your accommodation, hop on a bus (Note: Riding a shuttle bus needs to be arranged in advance) to Sendai Station, then walk for five minutes.
Around 13:00	Eat Wanko Sabo at Azumaya in Morioka city	Take Tohoku Shinkansen from Sendai Station to Morioka Station
Around 16:00	Walk along Jodogahama Beach and try the local cuisine of Sanriku Miyako, such as Bottle Don.  Stay for the night at THE PARK HOTEL JODOGAHAMA.	Ride –Yamada Line to Miyako Station. From there, ride a taxi or a bus to Jodogahama Beach





*Rest your body at Hanamaki Onsen.*

## DAY 3 Travel back in time at Iwate Prefecture

If you missed your chance to take a stroll along **Jodogahama Beach** last night, then a morning walk would be perfect before leaving the Hotel to go to Kamaishi Station.

A Japan trip wouldn't be complete without you slurping on some ramen noodles, and **Kamaishi ramen** is something you shouldn't miss on your trip! With clear amber soup and extra-fine curly noodles, this ramen is exclusive to Kamaishi. Luckily, there are several ramen stores near Kamaishi Station so make sure to grab a bowl before leaving for your next stop.

Next up on our itinerary is **Tono Furusato Village**. Travel back in time as you go on a peaceful promenade along this traditional mountain village built after the mid-Edo period. Enjoy the village's sightseeing spots in the shape of thatched roof magariya houses, and if you're there at the right time, you might get to experience some of their traditional events: Umakko Tsunagi in early June, Protection from wind and rain festival in early September, and decorating gates with pine branches to welcome the New Year during late December. If you're feeling a bit hungry, you can head over to the restaurant where they offer Tono's traditional dishes.


The day has been long so unwind at **Hanamaki Onsen**. Choose any of their rejuvenating hot springs from outdoor baths made from rocks and Japanese cypress to a women-only rose bath. Surrounded by nature, popular destinations like the Rose Garden, Kamabuchi no Taki Fall, and Hanamaki Onsen Inari Shrine are accessible by foot.



# DAY 3

## Travel Back in time at Iwate Prefecture

Time	Activity	How to get there
Around 9:30	Enjoy a morning walk at Jodogahama Beach	
Around 11:30	Slurp on Kamaishi Ramen for lunch	From THE PARK HOTEL JODOGAHAMA, take a 20-minute bus ride to Miyako Station. Purchase a ticket at Sanriku Railway to get to Kamaishi Station.  *(JR EAST PASS does not cover Sanriku Railway, so please purchase the ticket separately)
Around 13:30	Explore Tono Furusato Village and feast on Tono's traditional cuisine	Leave Kamaishi Station with JR local line-Kamaishi Line to Tono Station. Go to Tono Furusato Village by taxi.
Around 18:30	Relax your body at Hanamaki Onsen.	Go back to Tono Station via taxi and take the JR Local line - Kamaishi Line head for Hanamaki Station. Then, go to your chosen accommodation at Hanamaki Onsen.





*Don't miss out and grab a bowl of Aizu Sauce katsu!*

## DAY 4 Shop until you drop and unwind in nature at Fukushima Prefecture

With two days left on this trip, it's time to buy souvenirs for your loved ones back home! Take a quick stop at **S-PAL Koriyama**, a shopping mall connected to Kōriyama Station. One of the stores in this shopping mall offers a Koriyama classic called Mamadoru, a buttery cake filled with a milky bean jam paste. Pick from several souvenir options and make sure you bring home a piece of Japan.

Another one of Japan's representative foods is katsudon, and good news for you because you can grab a bowl of **Aizu Sauce katsu** on the way to your next destination! From Kōriyama Station, just take the JR local line Ban-etsu-West Line to Aizu-Wakamatsu Station. This pork cutlet rice bowl is worth the detour with its delectable soy or sweet sauce, paired with the crunchy texture of the pork cutlet.


Then head east or simply ride a taxi to **Higashiyama Onsen**, another hot spring resort in a valley. Get a glimpse of the past and the present as one of the ryokans in the area catches your eye with its traditional wooden construction amidst the surrounding concrete hotels. Some tourist spots nearby are Tsurugajo Castle, Aizu Samurai Residence, and Hagurosan Yugami Shrine.



# DAY 4

Shop until you drop and unwind in nature at Fukushima Prefecture

Time	Activity	How to get there
Around 12:00 noon	Shop for souvenirs at S-PAL Koriyama (station building). Buy some Mamadoru at Sanmangoku.	From Hanamaki Onsen, ride a shuttle bus (Note: A shuttle bus reservation is needed in advance) to Shin-Hanamaki Station, where you will take Tohoku Shinkansen going to Kōriyama Station.
Around 14:00	Munch on an Aize Sauce katsu bowl for lunch	From Kōriyama Station, take JR local line Ban-etsu-West Line to Aizu-Wakamatsu Station.
Around 15:00	Unwind at Higashiyama Onsen	Hail a taxi from Aizu-Wakamatsu Station, taking about 20 minutes to Higashiyama Onsen.





*Travel back to the past and enjoy nature at Yunokami Onsen Station*

## DAY 5 It's not over until it's over—go sightseeing and sip on sake

Pack your bags and souvenirs—it's the last day of your trip. But don't worry because we still have a lot to cover so you won't miss out anything.

Cherry blossoms are one of Japan's must-sees, and this journey gives you the opportunity to view the country's national flower. From your accommodation, head back to Aizu-Wakamatsu Station and take the Aizu Railway to **Yunokami Onsen Station**. A unique feature of this station is that it is a station with a thatched roof. There is also an irori, or a sunken fireplace, where guests can warm up during the winter and a foot bath from the hot spring near the station.

Near Yunokami Onsen Station is **Ouchi-juku**, a conservation district of important traditional buildings. Houses with thatched roofs made from Japanese pampas grass lining up the town make a breathtaking view, transporting you back in time. You can make a detour to visit the village by taking a 10-minute taxi ride. Ouchi-juku is also famous for negi soba (or buckwheat noodles with leeks) where you use the leek to scoop out the noodles instead of chopsticks, so be sure to try a bowl before leaving.

If you want to proceed with the journey, head for your last destination by riding back to Aizu-Wakamatsu Station and go to **Suehiro Sake Brewery**. The brewery has a long history and is dedicated to making sake with rice, water, and people in Aizu. Join a guided tour of the brewery, learn about sake making, and get the chance to sample nearly everything in their product line. The brewery also has a restaurant where you can munch on sake-infused desserts, a small concert hall, and a small museum of film cameras.

After, all that is left to do is head back to Tokyo Station, where your Northeast Onsen & Gourmet Journey ends.






# DAY 5

It's not over until it's over—  
go sightseeing and sip on sake

Time	Activity	How to get there
Around 9:00	Stop by Yunokami Onsen Station	Go to Aizu-Wakamatsu Station from your accommodation and take the Aizu Railway to Yunokami Onsen Station.  * JR EAST PASS does not cover the Aizu Railway so please purchase the ticket separately
Around 10:30	Go sightseeing at Ouchi-juku	Take a 10-minute taxi ride from Yunokami-Onsen Station to Ouchi-juku.
Around 15:30	Try out sake at Suehiro Sake Brewery	Go back to Yunokami-Onsen Station and ride the Aizu Railway back to Aizu-Wakamatsu Station. Then ride the city bus going to Suehiro Sake Brewery.
Around 20:00	Arrive back at Tokyo Station	From the brewery, take the city bus back to Aizu-Wakamatsu Station. Then via JR Local line Ban-etsu-West Line, leave for Kōriyama Station and transfer to Tohoku Shinkansen going to Tokyo Station.



# Model Course 2:

Joyful Trains TOHOKU Unique experience



*Resort Shirakami ©JR-East*

If you want to explore the natural, cultural, historical destinations of Aomori, Yamagata and Akita, then embark on Model Course 2: the Tohoku Unique Train Experience. This is a chance for you to see spectacular sights, experience culture, and take as many Instagrammable photos as you can.

Visit museums, observatories, and even shopping districts where you can load up on souvenirs and gifts for your loved ones back home. Appease your

inner nature lover with a hiking experience where you can soak in the natural beauty of the Japanese mountainside.

The array of various destinations will provide unique experiences that will satisfy your wanderlust.





*The Aomori Nebuta House Museum*

# DAY 1

## All about Aomori: explore the city, the cultural sites, and shop 'til you drop

Delve into Japanese culture and discover unique artefacts at **Nebuta Museum Wa Rasse**, a museum dedicated to Aomori Nebuta Festival—a celebration where locals create two dozen floats made of painted washi paper wrapped over wire frames. The museum boasts of the floats featured in the actual festival, which depict gods, historical and mythical figures, kabuki actors, and more.

Then feast your eyes on the breathtaking 360-degree view of Aomori City from 51 metres high through the **Aomori Tourist Information Center, ASPAM 13F Observatory**.

From the skies, descend into the seas and explore the historic **Seikan Ferry Memorial Ship Hakkoda-maru**, which was a primary means of transportation before railways and completed its final voyage in 1988.

Finally, you can shop 'till you drop at A-FACTORY, a shopping centre that offers local foods and goods.

Time	Activity	How to get there
Around 11:00	Sightseeing at Nebuta Museum Wa Rasse	Board train at Tokyo Station and disembark at Aomori Station then walk to the destination
Around 12:00-13:00	Lunch at Nokkedon, Furukawa market Aomori Gyosai Center	From Nebuta Museum Wa Rasse, take a 10-minute walk to Nokkedon
Around 13:00-14:00	Sightseeing at Aomori Tourist Information Center, ASPAM 13 F Observatory	From Nokkedon, take a 15-minute walk to Aomori Tourist Information Center, ASPAM 13 F Observatory
Around 14:00 onwards	Sightseeing at Seikan ferry Memorial Ship Hakkoda-maru	From Aomori Tourist Information Center, ASPAM 13 F Observatory, take an 15-minute walk to the Seikan ferry Memorial Ship Hakkoda-maru
Around 15:00 onwards	Shopping at A-FACTORY	From Seikan Ferry, take a 5-minute walk to A-FACTORY



*A picturesque nature sight in Aomori*

## DAY 2 Embark on a relaxing nature retreat in the scenic forest and ponds of Aomori

On Day 2, the fun begins when you board the **Resort Shirakami**, a train that runs through the stunning seaside scenery of Shirakami-Sanchi. Its lush interior and in-car activities is already a destination of its own!

Then you'll go on a scenic **hiking route** to see the ponds, forests, and other natural wonders of the area. As a reprieve, enjoy some green tea and sweets at **Juniko Hermitage**, a teahouse in front of Ochikuchi-no-Ike Pond that offers matcha and sweets. Relax as you sip some tea and let the trickling water from the pond tickle your ears.

Finally, you'll travel back to **kyororo**, the forest shop for some shopping before going to your accommodation to call it a night.

Time	Activity	How to get there
<b>Around 8:00-11:30</b>	Transportation via Resort Shirakami with: -Tsugaru valve "Kataribe" demonstration Tsugaru shamisen live music	Board from Aomori Station
<b>Around 11:30-15:00</b>	Hiking Route: kyororo, the forest shop > Ketoba-no-Ike Pond > Ao-Ike Pond > primeval beech forest > Wakitsubo-no-Ike Pond	Disembark at Resort Shirakami at Jūniko Statio then ride the bus to kyororo, the forest shop. This is the starting point of hiking.  Endpoint of hike > Wakitsubo-no-Ike Pond
	Green tea and sweets at Juniko hermitage, Ochikuchi-no-Ike Pond	From Wakitsubo-no-Ike Pond, walk through the route to Ochikuchi-no-Ike Pond
<b>Around 15:00</b>	Shopping at kyororo, the forest shop	From Ochikuchi-no-Ike Pond walk through the route to kyororo, the forest shop
<b>Around 16:30</b>	Travel to Furofushi Hot Springs accommodation	Take the bus from kyororo, the forest shop to Jūniko Station, then take Resort Shirakami to WeSPa Tsubakiyama Station, then go to Furofushi Hot Springs



wanoi KAKUNODATE

## DAY 3 Learn the way of the samurai at Kakunodate, the samurai district

Travel back in time to the era of the samurai at **Kakunodate**, a town known for being a samurai district and for preserving its castle town and samurai houses. Lush greens sprawl across the area, making the historical castle and houses all the more picturesque.

Aside from gazing at the artefacts, experience making your own art with the padded cloth picture making experience. Here you will learn the traditional Japanese art form of creating embossed pictures on cloth.

At the end of the day, you can spend the night at **wanoi KAKUNODATE**—a hotel situated in renovated historical houses. With the architecture and interior design of yesteryear, you'll definitely feel like you've time travelled to the past.



# DAY 3

Learn the way of the samurai at Kakunodate,  
the samurai district

Time	Activity	How to get there
Around 15:00	Kakunodate padded cloth picture making experience at Semboku City Tourist Information Center	Board Resort Shirakami at WeSPa Tsubakiyama Station and disembark at Akita Station arriving. Board Akita Shinkansen then disembark at Kakunodate Station arriving
Around 17:00	Check-in at wanoi KAKUNODATE	Walk from Semboku City Tourist Information Center

*The Kakunodate Samurai District*





*Blossoms hanging over the picturesque Kakunodate Samurai district*

## DAY 4 Journey to the past with traditional workshops and historical sites

It's time to get crafty again at Kakunodate with the **Kaba Zaiku making experience**—a traditional method of birch woodwork wherein the bark of the mountain cherry is peeled, dried, and processed into tableware.

If sightseeing is more of your speed, you can opt for the **Samurai Residences Walk**. Explore the houses that were built at the end of the Edo period and are preserved to this day, and are now framed by beautiful cherry trees.

Then you can take a tour of **Masuda Storehouses**, a commercial district that traces its roots from the Edo era, with buildings that are preserved and designated as National Important Preservation District for Traditional Buildings.

Finally, settle in for after a long day of exploration at the Ginzan Onsen, a secluded hot spring town in Yamagata Prefecture. Its picturesque traditional ryokan, or inns, will transport you to the past and their onsen will provide much-needed relaxation.

Time	Activity	How to get there
Around 9:00	Kabazaiku making experience or samurai	Walk from Kakunodate Station to Kabazaiku Denshokan
Around 11:00	Lunch at Aoyagi Samurai Manor Museum	Walk from Kabazaiku Denshokan to Aoyagi Samurai Manor Museum
Around 13:30	Sightseeing at Masuda Storehouses	Board the Akita Shinkansen at Kakunodate station then disembark at Jūmonji Station
Around 18:00	Accommodation at Ginzan Onsen	Board the train at Jūmonji Station and disembark at Ōishida Station Arriving



*Relax at the peaceful and serene Ginza Onsen*

# DAY 5

## End your trip with some R&R with a footbath and a walk around Ginza onsen

After days of exciting travel, it's time to take it easy. The first item on the day's relaxation-gearred itinerary is the **Ginza Onsen walkaround**. There you can check out the crafts centre and get a **painting experience for a kokeshi doll**. Here you can also check out the other woodwork products and souvenirs from Ginza.

After your relaxing Ginza Onsen trip, it's all aboard the Toreiyu Tsubasa train where you can get a **relaxing foot bath** while travelling. For a smooth experience, remember to purchase the footbath tickets in advance as only those with reservations will be accommodated.

Time	Activity	How to get there
FREE TIME	Izu Kokeshi workshop Crafts Center & Picture pickled experience of Kokeshi at Ginza Onsen walkaround	Since your accommodation for the night is at Ginza Onsen, you only need to walk from there to the Izu Kokeshi workshop Crafts Center
FREE TIME	Soba Noodle Lunch at Takimikan	Walk from Izu Kokeshi workshop Crafts Center to Takimikan
Around 15:00	Footbath experience inside the Toreiyu Tsubasa train	Board the train at Ōishida Station
Around 20:00	Return trip to Tokyo Station	Disembark the Toreiyu Tsubasa Train at the Fukushima Station and take the Tohoku Shinkansen to Tokyo Station





# DAY 5

End your trip with some R&R with a footbath and a walk around Ginzan onsen



©JR-East

