

KLOOK

I · SEOUL · U

5 days 4 nights in Seoul:
The ultimate experience
for Hallyu followers!

SEOUL

city guide

BEFORE YOU GO

Choices, choices, choices. We've compiled a few hotel suggestions for you near hot tourist destinations in Seoul.

| Budget | Hotel |
|--------------------------|---|
| USD 60/night and below | Fairfield by Marriott Seoul, Nine Tree Premier Hotel Myeongdong II, Holiday Inn Express Seoul Hongdae, MAKERS HOTEL |
| USD 150/ night and below | Solaria Nishitetsu Hotel Seoul, Lotte City Hotel Myeongdong, Novotel Ambassador Hotel, RYSE Autograph Collection |
| USD 300/night and below | InterContinental Grand Seoul Parnas, SIGNIEL SEOUL, The Westin Josun Seoul |

You'll definitely want to acquire these items before leaving the airport.

| Item | Location |
|---|--|
| 4G Wifi Device | KT Roaming Center at the following locations |
| 4G Sim Card | Incheon International Airport <ul style="list-style-type: none">• 1/F Gate 6-7, Daily 6am to 10pm**• Gate 10-11, Daily 6am to 10pm *Roaming and mobile phone rental service only |
| | Incheon Airport International Airport Terminal 2 1/F Gate 2-3 KT Roaming Center, open 24 hours daily *Roaming, sim card, wifi router service only |
| | Gimpo International Airport (Seoul) 1/F Gate 1, Daily 7am to 11pm** |
| AREX Incheon Airport Express Train One Way Ticket in Seoul | Incheon International Airport Terminal 1 Transportation Center of Incheon Int'l Airport (B1F floor) Information Center Opening hours: Daily, 5am to 10:40pm |
| | Incheon International Airport Terminal 2 Transportation Center of Incheon Int'l Airport (B1F floor) Information Center Opening hours: Daily, 5am to 10:40pm |
| | Alternatively, you can also exchange your tickets manually at the Express Train Ticket Vending Machine located at the Incheon Airport Station and Seoul Station |
| Korea Rail Pass (KR PASS) | Incheon Airport Railroad Information Center Opening hours: Daily, 7am to 9:30pm |

** Note: Temporarily closed due to Covid-19 restrictions, please [check the operating hours](#) before visiting.

DAY 1

A fresh rookie start

A common term used among Kpop fans, a “rookie” refers to newly debuted idols. They bring a promising fresh image and unlimited potential ahead.

We’re sure you’ll share the sentiment and enthusiasm for your Hallyu-themed trip in Seoul!



Day 1 Overview

| Time | Activity | How To Get There |
|-----------|--|--|
| Arrival | From the airport to Myeongdong | Subway Line 4, Myeongdong Station, Exits 5-10 |
| 1100-1430 | Make a stop at the shops in the bustling streets of Myeongdong | |
| 1500-1730 | Hangout by the Hangang River, enjoy a bike ride and picnic | Subway Line 2, Ttukseom Station, Exit 6 |
| 1800-2030 | Take in the night views from N Seoul Tower | Subway Line 4, Myeongdong Station, Exit 3 |

DAY 1

A FRESH ROOKIE START

1100-1430:
Make your first stop at Myeongdong



©Seoul Tourism Organization

Hitting the streets of Myeongdong, fanboys and fangirls, you're in for a treat with an endless flow of Kpop, Korean food and entertainment. But first things first, visit one of the many currency exchange shops in the district for the best rates in Seoul, notably the one on 26 Myeongdong 2-gil or ones near the Chinese Embassy.

Street Food

The moment you step foot into the tourist area, the street food stalls lined along both sides selling a huge variety of Korean munchies will catch your eye. Tteokbokki (spicy rice cakes), grilled eel, Gimbap rice rolls... you name it, they have it.

Beauty cosmetics

Afterwards, on Myeongdong's streets, you'll find familiar brands of Korean drugstore cosmetic brands competing for your attention. If we guess correctly, it would probably be a life-size standee or a massive display of your bias endorsing the brand that lures you into the store. Another major appeal is that they shower you with skincare and cosmetic samples with any purchase, it's a great deal!

Kpop merchandise

Your journey continues beyond the ground level, as you can find the widest range of Kpop merchandise in Myeongdong station's underground shopping mall. Their products include idol-themed socks, fans (literal ones), keychains and more. As you make your rounds, it's almost certain that you'll lose track of time, given the sheer number of shops and Kpop blasting around every corner, but it's time to move on to the next destination.



©Seoul Tourism Organization

Getting there: Subway Line 4, Myeongdong Station, Exits 5-10
Address: 04536 27, Myeong-dong 8-gil, Jung-gu, Seoul

DAY 1

A FRESH ROOKIE START

Visit the famous Hangang river that has made its appearance in most Korean productions. Given the sheer size of the area by the side of the river, while traveling on foot is an option, riding a bike would help you make the most of your time.

1500-1730:

Hangout by the Hangang River


Picnic

A picnic blanket, light bites and quality conversations with your travel companion would make your experience at the Hangang River all the more memorable. Our personal favorite would be to order a customized picnic set from **Motongi Waffle & Motongi Picnic** that has gone viral for their variety of props necessary for an instagrammable photo: Wicker baskets, colorful crates, wooden stands, checkered picnic mats.

The place is also known for its cream-filled waffles with fillings of your choice. If picnics don't appeal to you, Motongi Waffle also has a themed cafe on the first floor.

Light show

Accompanied by music from surrounding buskers, the riverside is accessible by subway and has become a popular date spot among locals and tourists (and idols) alike. Stay until the evening and watch the sunset, or come by at night to catch the Banpodaegyo (Bridge) Moonlight Rainbow Fountain, where you'll get to enjoy a view of a lit-up Hangang River bridge in 30-minute intervals starting from 7:30 pm between May and August. Take note that some features may be temporarily closed from the pandemic, so definitely check the operating hours before visiting.




© Photographer (Lee Bumsu)-Korea Tourism Organization

Getting there: Subway Line 3 & 7 & 9, Express Bus Terminal Station, Exit 8-1

Address: Banpo 2(i)-dong, Seocho-gu, Seoul

© Seoul Tourism Organization



모통이
는
이
기
다



DAY 1

A FRESH ROOKIE START

As the night sky falls, what's better than to have a panoramic view overlooking the city at the highest point of Seoul. Since the N Seoul Tower's opening in 1980, visitors and locals alike have flocked to make a visit. For anniversaries, visitors fasten padlocks to the iron railings around the tower among thousands of others. The sea of colors adds symbolism to the area dubbed as **"Locks of Love"**.

When colorful digital art is projected onto the tower at night, the place basks under the romantic glow. You may even book a dinner reservation at one of the many restaurants on the tower.

With a 360-degree observatory and roof terrace, the N Seoul Tower overlooks the Hangang River. Meanwhile, the 32 LCD screens display the history of Seoul. Admire the Namsan Mountain and the tower's serene surroundings.

On one or both of your trips to and from the N Seoul Tower, we highly recommend you take the cable cars available at the attraction for a full birds-eye view of your way up. Alternatively, there are walking trails leading to the tower through Namsan Park. A third choice would be the Namsan Oreumi, an outdoor slanted elevator free to the public.

Getting there: Subway Line 4, Myeongdong Station, Exit 3

Address: 04340 105, Namsangongwon-gil, Yongsan-gu, Seoul, Korea
(Yongsan-dong 2-ga, YTN Seoul Tower)

1800-2030:

Take in the views of Seoul from the N Seoul Tower



DAY 2

Get a Kpop makeover

Idols perform on shows like Music Bank and Inkigayo with the most detailed and glamorous makeup and stage outfits, wouldn't it be a dream come true to see your transformation into a Kpop idol with a full-blown makeover!



Day 2 Overview

| Time | Activity | How To Get There |
|-----------|--|---|
| 1000-1300 | Get styled by professional makeup and hair stylists | Subway Line 3, Apgujeong Rodeo Station, Exit 2 |
| 1330-1530 | Sing and dance to "Pick me" in your Korean Uniform OR Dress up in a Hanbok Experience at Gyeongbokgung Palace | Subway Line 2/ Line 8, Jamsilsaenae station, Exit 4 Subway Line 3, Gyeongbokgung station, Exit 5 |
| 1600-1730 | Take a Korean ID photo at a professional studio | All over Seoul |


DAY 2

GET A KPOP MAKEOVER

1000-1300:
See the Kpop version of yourself

Head over to Gangnam, the part of Seoul known for its glam and splendor. Get ready for jaws to drop as you get transformed by a seasoned and experienced makeup artist and get pampered like a true celebrity. With translators available on site, don't worry about not getting your message across, and the makeup artist works their magic in creating a look that would suit you best! Afterward, under the instructions of the photographer, especially with tips on posing, soon enough you'll be a natural. It does take time so be sure to block out half a day for this activity.

Our recommendation is a highly-rated Korean shooting studio brand, VOID, with a location near SM Entertainment. Therefore actual Kpop artists may actually visit the salons you visit prior to their schedules to get dolled up.



©KLOOK



©KLOOK

Getting there: Subway Line 3, Apgujeong Rodeo Station, Exit 2
Address: 94-6 Cheongdam-dong, Gangnam-gu, Seoul, South Korea

DAY 2

GET A KPOP MAKEOVER

1330-1530:

Get a student makeover
at a Korean uniform rental

©KLOOK



Get ready to channel your youthful and energetic vibes as next on our itinerary, we're headed to a uniform rental place! Kpop training shows such as Produce 101 and Idol School are the hottest trend among Korean youth. You definitely shouldn't miss out the unique experience to role play as a Kpop trainee in a performing arts school!

Inspired by manga characters, choose between Summer or Winter uniforms for a different aesthetic, or between a variety of accessories. At Ehwa Gyobok, they have any style imaginable, with flexible rental duration. Psst, they even have a studio with full interactive classroom, locker and library sets, so you can take photos in your school uniform to your heart's content. You may even visit Lotte World near the rental shop in school uniform!

Getting there: Subway Line 2/ Line 8,
Jamsilsaenae station, Exit 4

Address: 36-27, 40 Jamsil-dong, Jamsil-dong,
Songpa-gu, Seoul

©KLOOK



DAY 2

GET A KPOP MAKEOVER

Korean passport and ID photos allow you to look your best through high quality services and light touch-ups with photoshop. Studios are equipped with professional lighting, backdrops, and you'll find photographers expertly editing away on multiple screens.

Photos look natural and professional, and even adhere to the rules of passport photos. Yet at the same time, you'll find yourself looking more refined with slightly bigger eyes, refined jawline, straighter nose etc. With the service, notoriously horrendous school ID or driving license photos can somehow turn out good. The portrait photos taken are usable in any setting, with people using them for social media, job applications and more.

Option: Time on Me Studio

Address : B1/F, Dongbo Building, 156-13 Donggyo-ro, Seogyo-dong, Mapo-gu, Seoul

1600-1730:

Take a Korean ID photo at a professional studio



©KLOOK

1330-1530: Flaunt your style in a hanbok

Alternatively, when people think about a trip to Korea, they would by default think about wearing a Hanbok to the Gyeongbokgung Palace. Aside from the fact that wearing South Korea's national costume allows you free entry into many historical attractions, the experience itself is regal and beautiful.

Hanboks are usually worn for the new year or special celebrations among Koreans, you can bring the occasion to the streets with aesthetically pleasing hanboks with detailed patterns sewn into the smooth shiny fabric. These traditional clothing from the Joseon period, paired with decorations in your hair will definitely make heads turn. So make sure you check this item off your travel bucket list and make a booking to rent a hanbok during your trip.



DAY 3

Connect with your idols

Seoul provides various chances for you to see your idols, such as concerts, fansigns, TV broadcasts etc., but joining all these events gets quite pricey and takes a lot of luck to acquire a ticket. Here we'll break down some places where you're likely to get in touch with Kpop idols.



Day 3 Overview

| Time | Activity | How To Get There |
|-----------|--|---|
| 0700-1130 | Get yourself a spot at the KBS building to see idols | Subway Line 9, National Assembly Station, Exit 4 |
| 1200-1400 | Have lunch at Yujeong Sikdang (BTS's favourite restaurant) | Subway Line 7, Hakdong Station, Exit 7 or Take bus 147 and get off at Gangnam Eulji Hospital stop |
| 1430-1630 | Pay a visit to one of the "Big Threes": JYP | Subway Line 5, Dunchon-dong Station, Exit 3 |
| 1700-1930 | Receive a singing class at the K-Pop Idol Trainee Experience | Subway Line 3, Apgujeong Station, Exit 3 |

DAY 3

CONNECT WITH YOUR IDOLS

0700-1130:

An early start at KBS building

If you ask any Kpop fan about music shows, chances are they'll include Music Bank on their list. While episodes air every Friday at 5 p.m. KST on KBS2 station, nothing beats being on set of the actual production, and getting weekly opportunities to see your idols live, for free! But you need perseverance and effort to get a spot among the limited number of vouchers each day. It's been reported that some fans even camp overnight outside the KBS New Wing Open Hall in Yeouido-dong, where episodes are filmed.

But fret not if you can't make it inside the venue. As idols arrive for filming, they'll walk a short distance across the court where you'll be able to see them in the flesh, and pretty close too. There might be some pushing and shoving but given the fanservice idols give, it's worth a shot? Onto the details: Wake up nice and early, and get there as early as 7 a.m. when it starts getting crowded, bigger groups arrive later but still before 9 a.m.. Yet, stick around even if you arrive late, as idols leave and enter the building for coffee breaks and other schedules. Security is less tight too! For fans standing different groups, this is the best chance to see many groups in one go!



Getting there: Subway Line 9,
National Assembly Station, Exit 4
Address: 18 Yeouido-dong, Yeongdeungpo-gu, Seoul

DAY 3

CONNECT WITH YOUR IDOLS

1200-1400:
Have lunch at
BTS's favourite restaurant



Yujeong Sikdang gained its reputation as a place that the global Kpop group, BTS, has frequented since their trainee days.

Before the boys had their big break, the restaurant's proximity to their dance studio where they had their practice sessions brought them there. While BTS has showered this restaurant with love, the owners return the feeling by plastering the entire store with posters and fanart of the seven members. While the queue may be long, BTS fans are bound to feel at

home here, as you are surrounded by fellow Army and plenty of photo opportunities.

Notable items on the menu include the members' usual order: grilled black pork belly with gochujang (chili paste) sauce and dolsot (hot stone pot) bibimbap. Other Korean traditional dishes are also recommended, including soybean paste soup, kimchi and sausage stew and noodles of all types. Dishes are affordable despite the fame, with available course sets.

Getting there: Subway Line 7, Hakdong Station, Exit 7

Address: 14 Dosan-daero 28-gil, Nonhyeon-dong, Gangnam-gu, Seoul



1430-1630:

***Whispers* JYP (if you know what I mean)**

One of the big three entertainment agencies in South Korea, JYP Entertainment has established its name through the top tier idol groups and artists it has produced throughout the past decade. Twice, Stray Kids, Itzy, Day 6... Do these groups all ring a bell?

How about Got7, 2PM, Miss A and Wonder Girls? These talents are highly representative and recognized in the Kpop industry, and has built the company into an

empire led by none other than JYP, Park Jin-young.

Visit JYP Entertainment's new building and grab a coffee at the Soul Cup Café, where you'll get treated to organic ice-cream. Near the headquarters, stop by K-Star Road where Hallyu Gangnamdols figures line the road. Be sure to tour the area as other famous entertainment companies including SM Entertainment, CUBE Entertainment and FNC Entertainment.

Getting there: Subway Line 5, Dunchon-dong Station, Exit 3

Address: 05407 205, Gangdong-daero, Gangdong-gu, Seoul

DAY 3

CONNECT WITH YOUR IDOLS

1330-1530:

Continuing on our K-Pop Idol
Trainee Experience with a dancing class



Next on our itinerary brings us to Hongik University. Still in Hongdae, the university gives us a bit of insight into the bright and creative culture of the district, as it is famous for its fine-arts program. This time around, we're at the university to continue on our Kpop idol experience journey. Feel the music and move your body to the beat!

We Dance Studio was a recommendation by none other than BTS's dancing machine, J-Hope. With a focus on K-pop, you'll get to groove to assorted music and dance genres in the 1.5h course, led by famous Hallyu choreographers picked by the government. It takes time to practice and polish a dance choreography, and the academy monitors your progress through complimentary video services.



Getting there: Subway Line 2,
Hongik Univ. Station, Exit 9

Address: 2F, 19 World cup buk-ro, Seogyo-dong,
Mapo-gu, Seoul

DAY 4

Explore the trendiest spots Seoul has to offer

Fitting into the youthful scene in South Korea, head to Hongdae where youngsters and the trendiest people hang out. The art and cultural scene here depicts the vibrant lifestyle of Seoulites.



Day 4 Overview

| Time | Activity | How To Get There |
|-----------|--|--|
| 1030-1330 | Get to the streets of Hongdae for various activities | Subway Line 2, Hongik Univ. Station, Exit 7 |
| 1330-1530 | Right around the corner: Take a Kpop dancing course | Subway Line 2, Hongik Univ. Station, Exit 9 |
| 1600-1930 | Sing like no one's watching at a Noraebang | Subway Line 2, Hongik Univ. Station (Whole district) |

DAY 4

EXPLORE THE TRENDIEST SPOTS SEOUL HAS TO OFFER

1030-1330:

Explore the streets of Hongdae

Hongdae holds creativity dearly, and you can tell from its endless supply of street art, exhibitions, bookstores; its music scene, and great places to go shopping for quirky and wacky souvenirs. It also reflects in the fashion of Koreans strolling through the green neighborhood with a professional camera in one hand, and a coffee in the other.

Cafe hopping

The best way to take in the aesthetics is to sit in a themed cafe, or better yet, go cafe hopping. From industrial and neon to retro or wood themed, you're bound to find a cafe to your Instagram following's liking. Hidden among the many cafes include the Thanks Nature Cafe, home to tame sheep. Further along, you'll also find a raccoon cafe or two! Who knew drinking coffee can come with so much entertainment. Even if you've been to the district before, you're bound to be surprised by new popup stores and themes that are updated regularly.



©Seoul Tourism Organization

Street performances

While you're on the hunt for cafes, your senses will be blessed by street performers showcasing their talents in singing, dancing, magic tricks and more. Some of them might even be Kpop trainees hoping to gain feedback and experience from a live audience. They do attract a crowd forming a circle around the designated area, and some groups even have a regular fanbase!

Getting there: Subway Line 2, Hongik Univ. Station, Exit 7



©Seoul Tourism Organization

DAY 4

EXPLORE THE TRENDIEST SPOTS SEOUL HAS TO OFFER

1330-1630:

Take a tour of local universities

In a cluster near Hongdae, Hongik University, Ewha Womans University and Yonsei University are prestigious universities educating some of the brightest minds in the country. Interact with the academics and get a feel of the institutes' respective cultures by hopping on Bus No. 273 and making your way through Seoul's most scenic campuses.

Hongik University

A university right in the heart of Hongdae, the school's culture is as vibrant as it gets. With students pouring out of the gates during lunch hours for a quick bite in the district, you know for sure that the prices are affordable and wallet-friendly. Near the campus are areas where art and performing art students showcase their talents, notably on Hongdae Walking Street where an outdoor stage is set up. Walk along the Mural Street, otherwise dubbed as "Picasso's Street", featuring street art. From March to November each year, the Hongdae Flea Market is held every Saturday in front of the university's main gates. People sell hand-made products and artwork.



©Seoul Tourism Organization

Address: 94 Wausan-ro, Sangsu-dong, Mapo-gu, Seoul

1330-1630:

Take a tour of local universities



©Photographer (Apitchaya Boonrin)-Korea Tourism Organization

Ewha Womans University

A short distance from Hongdae, Ewha Womans University is worth visiting for its unique appeal. Named after the pear blossom flower, this neighborhood and college campus for women takes pride in its beautiful architecture combining old and modern styles. As South Korea's largest women's college, take in the sights of gothic style buildings contrasting against the modern award-winning 66,000 square meter Ewha Campus Centre with performance halls, common study areas, restaurants, shops and a cinema.

Address: 52 Ewhayeodae-gil, Daehyeon-dong, Seodaemun-gu, Seoul

Yonsei University

Taking pride in its blue sheen and school spirit, Yonsei University is ranked as one of the top universities in the country as part of the "S.K.Y" trinity alongside Seoul National University and Korea University. The campus is littered with students wearing jackets with a huge "Y" and eagles, especially when inter-university tournaments take place. These events are worth keeping an eye out for, but the campus in itself makes a nice place for a relaxing stroll. Similarly, it boasts Gothic style buildings from the 1880s, with ivy and vines covering the walls of the historic structures. You can consider trekking up the nearby Ansan Mountain for spectacular views over the city.



©Seoul Tourism Organization

Address: 50 Yonsei-ro, Sinchon-dong, Seodaemun-gu, Seoul

DAY 4

EXPLORE THE TRENDIEST SPOTS SEOUL HAS TO OFFER

1700-1930:

Wrap up the day with a noraebang karaoke experience

Bring your popstar dreams upstairs to noraebangs, South Korea's version of karaokes found all over Hongdae. In a private room with TVs, microphones and even tambourines, there is no judgment or training required to show off your singing skills. The system also comes with an ego booster - applause, disco lights and "scoring" for your performance. As a favorite pastime of locals and a major nightlife scene, youngsters often stay till early

morning singing their hearts out to a rich collection of music in different languages, and we suggest you do the same.

What about food? You may ask. Soju, beers, soft drinks, and snacks are commonly available, alongside hearty, indulgent snacks such as unlimited ice cream and popcorn. Noraebangs are where you get spoiled and pampered.

Getting there: Subway Line 2, Hongik Univ. Station



DAY 5

Make every last moment count

Marking your last day in Seoul, do you feel reluctant to go back? To make the last day as epic as possible, let's end your trip with a compilation of Seoul's most significant features.



Day 5 Overview

| Time | Activity | How To Get There |
|-----------|--|---|
| 0930-1700 | Get a thrill at Lotte World: <ul style="list-style-type: none">- Theme parks- Lotte World Tower | Subway Line 2, Jamsil Station, Exit 4 |
| 1730-1930 | Let off some steam at a traditional Korean spa | Insadong Hanjeungmak: Subway Line 3, Anguk Station |
| 2000-2200 | Korean barbecue to end the trip | Anywhere in Seoul! |

DAY 5

MAKE EVERY LAST MOMENT COUNT

0930-1700:
Lotte World promises a world of fun

While a lot of us know Lotte as a brand behind snacks exported around Asia, the huge Korean brand stands strong as an entertainment empire with Lotte World Adventure. The complex consists of Indoor Adventure, South Korea's largest indoor theme park that changes up its theme every season with rides and an ice skating rink. Next is Magic

Island, an outdoor theme park built on an artificial island right in the middle of Seokchon Lake, home to some of the most thrilling rides. The area also comes with a luxury hotel, the Korean Folk Museum, shopping malls, department stores, sports facilities and a movie theater, all in one place. Imagine getting lost in here!



©Seoul Tourism Organization

Getting there: Subway Line 2, Jamsil Station, Exit 4
Address: 05554 240, Olympic-ro, Songpa-gu, Seoul

©Seoul Tourism Organization





0930-1700:
Lotte World promises
a world of fun

DAY 5 **MAKE EVERY LAST MOMENT COUNT**

Also in the area, the Lotte World Tower is definitely worth a visit, given its importance as one of Korea's best architectures towering over Seoul at 555m. Symbolizing where the past meets the present, it incorporates nature and cutting edge technology. Head up to Korea's highest observation deck at 500m. On the lower levels, aside from offices, shops are open at Korea's largest duty-free store. Other features include a grand classical music hall, an aquarium, and malls defining what it's like to be at the forefront of Seoul's development.

Getting there : Subway Lines 2 & 8, Jamsil Station, Exits 2 & 11
Address : 05551 300, Olympic-ro (Sincheon-dong),
Songpa-gu, Seoul





©KLOOK

DAY 5

MAKE EVERY LAST MOMENT COUNT

1730-1930:

Let off some steam at a traditional Korean spa

Traditional Korean spas are said to bring health benefits and act as a key to longevity. The unique Korean pastime takes place in beautiful bathhouses where you can unwind from the trip and tune into your inner world as you destress.

Saunas and steam rooms come with massage services using salts and minerals good for the body, or receive a facial massage from experienced ahjummas. Most spas are open 24/7 so fit it into your schedule whenever you have free time. Through the experience, you'll gain insight into the importance of health to Korean culture, and customary practices at these venues as people soak in hot tubs and lie on bamboo spreads. Temperatures are meticulously controlled to rid the body of pressure and boost blood circulation, you'll reap the benefits of centuries of knowledge.

Options: Insadong Hanjeungmak:

Address: B1, 36 Yulgok-ro 6-gil, Jongno-gu, Seoul



©KLOOK

DAY 5 MAKE EVERY LAST MOMENT COUNT



2000-2200:
Final stop at a Korean barbeque place

Well rested and ready to take on responsibilities again after a fruitful trip, the best way to end a trip is to have a hearty feast! Korean barbeques are famous for their variety in cuts of meat, marinated in sauces and herbs. The sizzle when the meat hits the searing hot plate is like music to our ears.

Samgyeopsal, otherwise known as pork belly, is a must-order in our book as the fat to meat ratio is sinfully balanced. Wrap it up in lettuce, chili sauce and a slice of garlic for a mouthwatering combination. Steamed egg on the side offsets the greasiness of the meat, or you could substitute it with cheese for a stringy fondue dip. Better yet, order makgeolli or soju on the side for a wholesome final gathering with your travel companions.

Options: Insadong Hanjeungmak:

Address: 36, Yulgok-ro 6-gil, Jongno-gu B1, Seoul

MUST-VISIT PLACES IN SEOUL

If it happens to be your first time in Seoul, you must make sure you make the most out of it! Apart from the Hallyu activities we listed above, there are a couple attractions you absolutely cannot miss!

Below, we've attached an infographic which includes many iconic attractions in Seoul. This map will take you through the bustling streets of Myeongdong, where you can buy all your K-Pop merchandise, all the way to top landmarks like Hongik University, where many K-Dramas have been filmed before.

Save the infographic below for future reference:

