

Eurail Pass Guide



Browse
the booklet to
get the most out
of your Pass



**Download the
Rail Planner App**

It's free and works offline!





Create your own story

Dear Eurail traveler

You have chosen the perfect way to explore Europe – by train! With your Eurail Pass you will be able to travel in the most exciting way imaginable, offering you the freedom to fully appreciate and connect with Europe's spectacular landscapes as well as its cultural and historical heritage.

The booklet you're holding is designed to explain how to use your Eurail Pass so that you can get the most out of your European travel experience.

Our first tip: download the free Rail Planner App to help you plan your trip. There you can find railway timetables, check if seat reservations are required, learn about additional benefits for Eurail Pass holders, make seat reservations for certain high-speed and international trains to guarantee your seat, and much more. Many of the App's features work offline, making it an ideal companion for your Eurail trip!

Thank you for choosing Eurail, we wish you a fantastic journey!



Content

- 4** Quickstart Guide
- 6** How to Use Your Eurail Pass
- 12** Seat Reservations
- 14** Benefits and Discounts

Every effort has been made to ensure that the information in this guide is correct and up-to-date. This information, however, can be subject to change without prior notice, and no guarantee can be made regarding its accuracy or completeness.

Quickstart Guide



- 1 Before making your first journey, activate your ticket at your travel agent or a train station ticket window. If your ticket has already been pre-activated during your purchase online, you can skip this step.



- 2 Update your Travel Diary details before each journey. If you have a Flexi Pass, also mark the travel date on the Travel Calendar on your ticket. Never change a date and always use blue or black permanent ink!



- 3 It is compulsory to show your Eurail Pass and valid passport/identity document on the train. Make sure that the name on your Eurail Pass matches the name on your Passport/ID.



- 4 Once you have finished traveling, please send us your Pass Cover including the Travel Diary and ticket. We will send you a gift in return!



Eurail Pass validity

The list below shows all the companies participating in the Eurail programme, listed by country. Your Eurail Pass is also valid with various private railway companies. You can find a full list of all participating companies in the Rail Planner App, under 'Travel Info & Services'.

Austria (incl. Liechtenstein) > ÖBB + Westbahn

Belgium > SNCB/NMBS + Thalys* + Eurostar**

Bosnia-Herzegovina > ŽFBH + ŽRS

Bulgaria > BDŽ

Croatia > HŽ

Czech Republic > ČD

Denmark > DSB

Finland > VR

France (including Monaco) > SNCF + Thalys* + Eurostar**

Germany > DB + Thalys*

Greece > TRAINOSE + Attica Group + Minoan Lines

Hungary > MÁV-Start + GYSEV

Ireland > IE + NIR

Italy > Trenitalia + Attica Group + Minoan Lines

Luxembourg > CFL

Montenegro > ŽPCG

Netherlands > NS + Thalys*

Norway > NSB

Poland > PKP

Portugal > CP

Romania > CFR

Serbia > SV

Slovakia > ZSSK

Slovenia > SŽ

Spain > RENFE

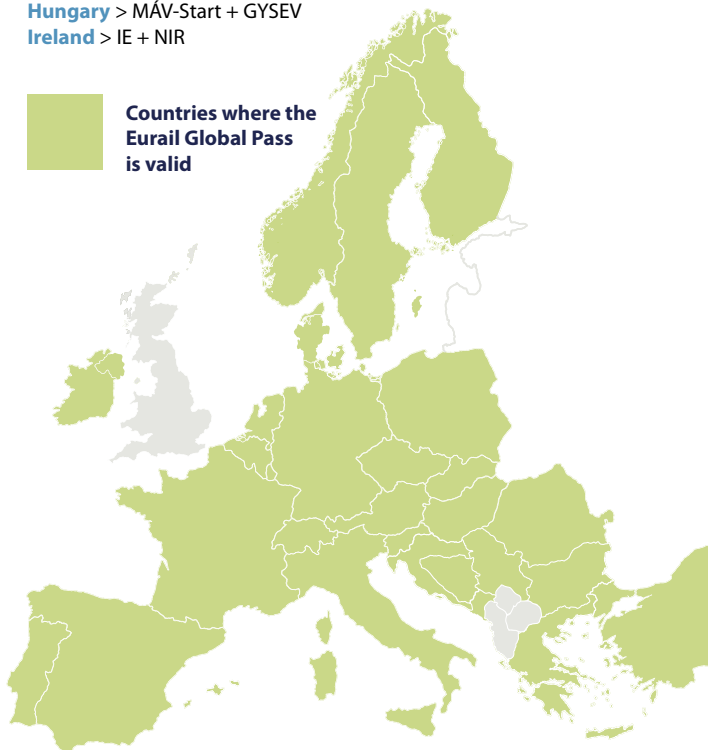
Sweden > SJ

Switzerland > SBB/CFF/FFS + BLS

Turkey > TCDD



**Countries where the
Eurail Global Pass
is valid**



* Your Pass must be valid in both the country of departure and arrival

** May be taken if you have a 3 or 4 country Select Pass valid in France and/or Belgium, or Global Pass

How to Use your Eurail Pass



What is Included in My Eurail Pass?

Your Eurail Pass consists of a Pass Cover with a ticket attached inside. It's important not to detach these two documents under any circumstance, as one is not valid without the other. More information on the workings of your Pass Cover can be found on the next page.

Upon receipt of your Eurail Pass, the first important thing to do is to carefully check your personal details. Make sure the name on your Pass matches the identification document you will bring on your trip, as the train conductor will check and compare both. Should there be any mistakes, you can get in touch with your point of sale to get a replacement. Note that a Eurail Pass is strictly personal and can only be used by the person whose name is printed on the ticket, and is not transferable in any way.

Activating a Eurail Pass for Use

Before being able to use your Eurail Pass for travel, it will need to be activated. This can be done by the travel agent you purchased your Eurail Pass from, a ticket window in any European train station, or one of the Eurail Aid Offices (see the Rail Planner App for more details on where these are located). Eurail Passes can be activated up to 11 months after purchase. If you have already pre-activated your Eurail Pass when purchasing it online, you can start traveling straight away.

The person activating the Eurail Pass will stamp the date in the activation box and fill out your passport number together with the first and last valid days of travel. The first date of travel does not necessarily need to be the date of activation; you can decide on another date if you wish. The last day will then be determined based on the length of time for which your Eurail Pass is valid.

Pass Validity

Eurail Passes can be categorized according to the countries in which they're valid, and the type and duration of their validity. If you wish to make a journey that isn't entirely covered by the validity of your Eurail Pass, you will have to pay for the missing section at a normal fare.

Travel can begin after 00:00 hours on the first date of validity, and the last trip must be completed by midnight (24:00) on the last date of validity. Similarly, travel days for Flexi Passes span from midnight to midnight.

Global Pass

The Global Pass is valid in all 28 Eurail member countries listed on page 5.

One Country Pass

One Country Passes are generally valid for rail travel within a single country (excepting the Benelux and Scandinavia Passes). The Eurail Greek Islands Pass is valid only on vessels belonging to the Attica Group and special conditions apply.

Select Pass

Valid in two, three, or four neighboring countries who participate in the Eurail programme.

Continuous Pass

A Continuous Pass can be used as often as you want during the length of its validity. You can find the exact beginning and end dates of your validity on the top-left of your ticket.

Flexi Pass

The Flexi Pass is valid for a set number of days within its overall validity. These days are also referred to as “travel days”. You can decide which days count as travel days by entering them in the Travel Calendar, depending on your personal itinerary. To learn more about travel days and the Travel Calendar, turn to page 9.

1st and 2nd class

Your Eurail Pass is valid for travel in the class indicated on the ticket. 1st class Passes are also valid in 2nd class carriages. 2nd class Passes are not valid for travel in 1st class carriages. There is no refund for 1st class Pass holders traveling in 2nd class.





Additional Travel Documents Needed

Aside from your Eurail Pass, you will of course need a valid passport or legally equivalent identification document. Train conductors might ask to see this when checking your Eurail Pass, so be sure to keep it at hand when traveling with your Eurail Pass. Without a passport or other photographic identification document (no photocopies), your Eurail Pass is not valid. Travel insurance is also highly recommended, as this is not included in your Pass. Note that lost or stolen Passes cannot be replaced.

Pass Cover

Your ticket is stapled inside of the Eurail Pass Cover. It serves to keep your ticket protected and contains the Travel Diary, which is an essential part of traveling with Eurail. You'll find some space underneath your ticket to fill in your contact details; these will only be used to send you a gift (and return your Pass Cover if you so wish), in exchange for you sending us your Pass Cover. Please note, during busy periods it can take a few months to return your Pass Cover and receive your gift.

Travel Diary

The Travel Diary is integral to the Eurail experience, as it helps motivate the European railways to continue participating in the Eurail programme. Therefore, it is required to fill in the details of each leg of your journey before departure; your Eurail Pass is not valid for travel when the trip you're making is not recorded in the Travel Diary. Any trips you make for which your Eurail Pass is not used do not have to be entered.

Day	Month	Time	From	To	Train	Bus	Boat	Control area
11	07	09:22	VIENNA	BUDAPEST	<input checked="" type="checkbox"/>	<input type="checkbox"/>	<input type="checkbox"/>	

- 1 **Date/Time:** Here the day, month and time of departure should be entered.
- 2 **From/To:** The beginning and end station of your trip. It's advised to enter the station names in local language.
- 3 **Train/Bus/Boat:** Indicate the mode of transport for your trip.
- 4 **Control Area:** This will be stamped by the conductor when your Pass is checked.

Travel Calendar

If you are traveling with a Eurail Flexi Pass, this entitles you to a certain number of travel days within an overall validity period. On a travel day, you can travel as much and as often as you want, but make sure to check if a reservation is required for the train(s), bus(es) and/or ferry(s) you'll travel with.

The Travel Calendar on your ticket is used to record which travel days you take. It's important to do so, because your Flexi Pass is not considered valid if you're traveling on a day that's not marked in the calendar.

Your Travel Calendar has a day and month box for each of the travel days you are entitled to, which must be entered with two digits (e.g. 7th of May is 07/05) and in sequential order. We do not recommend entering all travel days at once, even if you are already certain of your schedule. This will cause you to lose all flexibility. Just enter the date before the first trip of each day you travel.

Once a travel day has been entered in the Travel Calendar, it cannot be changed later. Doing so can be considered attempted fraud. For this reason, it's also not allowed to use pencil to fill in the dates; you must use blue or black non-erasable ink. In case you do make a mistake, you will have to mark the correct date in a new box, which means you lose one travel day.

Example of activation

Eurail CIV No: 30001234567890 **EL**

EURAIL GLOBAL PASS FLEXI

Category: **Adult** Validity: 10 days within 2 months

First day: 03/06/18 day month year Name: CLARKE, K MR. Country of residence: USA Passport #: 110855396

Last day: 02/06/18 day month year

Class: 1 MUST BE ACTIVATED BEFORE 07 Apr 2019

EURAIL 07 May 2018 leaving stamp

EURAIL 01 Jun 2018 Stamp

Travel calendar below must be filled in:

Day	1	2	3	4	5	6	7	8	9	10
Day:	0	4								
Month:	0	6								

This coupon is only valid with Control stickers, EURAIL routes and passports. See conditions of use.

EUR: XXXXX

Saving a Travel Day for Overnight Trips

In case of an overnight trip, your Eurail Pass should normally be valid on both the day of departure as well as the day of arrival, meaning you'd have to use two travel days with a Flexi Pass. However, if your overnight train leaves after 19:00 and arrives at its destination after 04:00, you only have to use one travel day, the day of arrival. Both days do have to fall within the overall validity of the Pass.

For example, if you board a train to Munich that departs at 21:10 on 11th August, set to arrive at its destination at 06:15 the following morning, you only have to enter 12th August in your Travel Calendar.

When traveling by night ferry, you only have to use one travel day. You may mark either the date of departure or arrival on your Travel Calendar. The choice is yours.

Duplication and Replacement of the Eurail Pass

A Eurail Pass can only be replaced when it bears incorrect information due to a mistake by the point of sale. This can only be done at that same point of sale. Passes that have been lost or stolen cannot be replaced. Tickets purchased to replace lost or stolen Passes can also not be refunded. A damaged Pass can be replaced, however, if an extra fee is paid. For Global Passes and Select Passes, a fixed fee of 30 euro (or the equivalent in local currency) applies. The replacement fee for One Country Passes is set by the railway company concerned.



Misuse of the Eurail Pass

Failing to adhere to one or more of the usage principles outlined in this guide may result in your Pass being considered not valid for travel. If you travel with an Eurail Pass that is not valid, you are subject to payment of a full-fare ticket and a maximum fine of 200 euro, subject to the rules of the relevant railway or shipping company.

Furthermore, railway staff are entitled to confiscate a Pass:

- which is a counterfeit or copy
- that is being used by anyone other than the person to whom it was issued
- on which the data on the ticket has been altered
- used outside of its period validity
- used without a passport or other recognized photographic identification document (no copies)

In the above cases, the Pass holder is considered to be attempting fraud against both Eurail Group G.I.E. and the carrier they are traveling with. This will be reported to national authorities, who will determine the appropriate penalties. Confiscated Eurail Passes cannot be returned or replaced under any circumstance.

For further information on the Eurail Conditions of Use (including, but not limited to: cancellation, refund and compensation policies, and legal provisions), please visit: eurailgroup.org/eurailcou.





Seat Reservations



While Eurail is accepted on most trains throughout Europe, some railway companies require an advanced booking for their trains, incurring an additional fee that is not covered by your Pass. This reservation guarantees a seat (or bed) and may also include additional services, like a meal and drink served at your seat, or free WiFi, ensuring a pleasant and comfortable trip.

Train services that require an advance reservation include (but are not limited to):

- Seats for most high-speed trains (like SNCF TGV, Thalys, Lyria, Trenitalia Freccia, RENFE AVE, PKP EIP, Eurostar)
- Sleeping accommodation in night trains, like couchettes and beds
- Panoramic coaches, available in some scenic trains

For ferries, Eurail Pass holders must pay for/book the following in advance:

- Use of cabins, berths and reclining seats*
- Season supplements from June to September on the shipping lines operated by Attica Group (Superfast Ferries and Blue Star Ferries) or Minoan Lines between Italy and Greece*
- Port taxes*
- Use of certain boats



Seats that require an advance reservation can be in high demand, especially during high-season (July/August), so you are advised to book your reservations well in advance. High-speed trains in Germany, Australia, and Switzerland generally don't require reservations.

The Trip Planner in the Rail Planner App will also show you when a seat reservation is compulsory. Reservations can be booked at train stations, with a rail pass agent or online. Reservations for Italy and France, as well as some international trains (including Eurostar and Thalys), can also be booked via the Rail Planner App. You can find out more about reservations and where to book on [eurailgroup.org/reservations](https://www.eurailgroup.org/reservations).

Tip: On the Rail Planner App, it is possible to use the filter "Trains without compulsory reservations" when planning your trip. Please note that you might spend more time traveling and may need to change trains more frequently, but you avoid having to pay additional fees for seat reservations.



* with the exception of the Greek Islands Pass for which accommodation, supplements and fees are included

Benefits and Discounts



Your Eurail Pass gives you access not just to Europe's train network, but also to a wide range of additional benefits across Europe, making your journey all the more enjoyable. Eurail Pass holders are entitled to discounts on city cards in popular destinations, boat tours, hotel and hostel accommodation, museum tickets, other public transport, and much more!

For the benefits granted by your Eurail Pass, there is a distinction between free and discounted benefits:

Free benefits

These are the benefits that allow you to make use of a company's services for free, including the free passage on participating train and ferry lines. Flexi Pass users can use free passage benefits only on days marked in the Travel Calendar. In case of a free passage benefit on an international shipping line, the Pass must be valid in both the country of departure as well as the country of arrival.



Discounted benefits

Discounted benefits grant you a price reduction on certain services or products. Flexi Pass users can make use of discounted benefits on any day within the overall validity of their Pass, even if all travel days have already been used. For international shipping lines, the Pass only needs to be valid in the country of departure OR the country of arrival.

Tip: In the Pass Benefits section of the Eurail Rail Planner App you can find a list of benefits listed by country. If a benefit requires an advanced booking, it will also contain details on how to book.

Most benefits can be arranged at the destination, but some require advance booking, particularly international shipping lines. It's advised to check if a company still honours the benefit before buying or booking, as benefits are subject to change without prior notice. Please note that benefits can only be used if your Eurail Pass is valid in the corresponding country, and upon presentation of your Eurail Pass.



Eurail benefits

Save on more than just travel with our trusted benefit partners. Get access to a wide range of free and discounted benefits with your Pass, and experience the best of Europe at the most attractive prices.



Must-see scenic routes!

Up to 50% off, or only a seat reservation required

Ferries

20-50% discount across Europe




City cards

10-50% discount on city cards, including Barcelona, Brussels, Ljubljana, Salzburg, Valencia, and many more

Tours and attractions

Up to 50% off on attractions, museums, and tours



Accommodation

10-20% discount on hotels and hostels across Europe

Shopping

Free VIP passes granting 10% discount in famous outlets in Europe

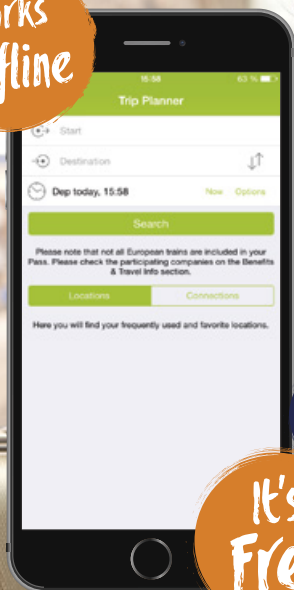


In case you run out of space on your Pass Cover for recording your trips, you can use these extra lines. Please show them together with your Pass Cover to the Ticket Inspector. Make sure that these extra pages are also attached if you decide to send in your Pass Cover.

[illegible]

Rail Planner App

Works
Offline



Easy

It's
Free



Rail Planner App Free, offline, convenient.

The Rail Planner App is your ideal travel companion, with a Trip Planner that gives full access to the European train timetables. The best part is, it even works offline, so you can plan your next trip even without an internet connection!

You can also:

- Check the extra discounts, free benefits and advantages you are entitled to
- Obtain valuable travel information and FAQs to help you plan your European trip
- Make e-reservations for high-speed trains in Italy, domestic France trains, and certain international lines (requires an internet connection)
- Find stations near you with an augmented reality environment




Available for download from:



Create your own story

Share your Eurail story online and inspire others!

 facebook.com/eurail

 [@eurail](https://www.instagram.com/eurail)

 [#Eurail #CreateYourOwnStory](https://twitter.com/Eurail)

 upload.eurail.com

